

Course: Strategies for the Online Instructor

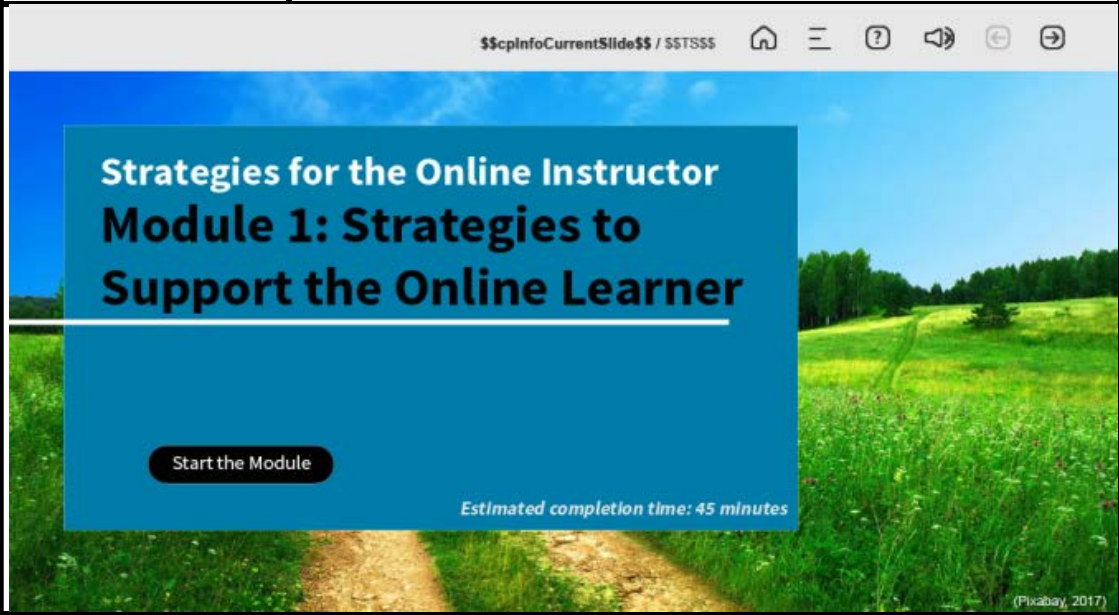
Instructional Storyboard for Adobe Captivate Module 1: Strategies to Support the Online Learner


Instructional Designer: Stacy Springer



Client: University Of Idaho Division of Distance, and Extended Education (DEE)

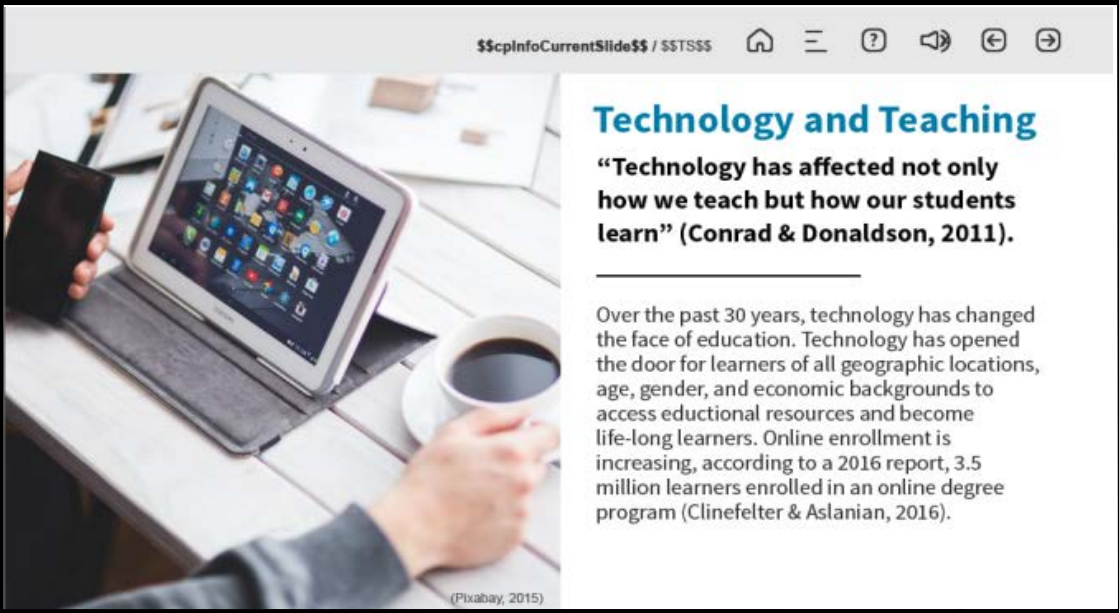
Adobe Captivate Information

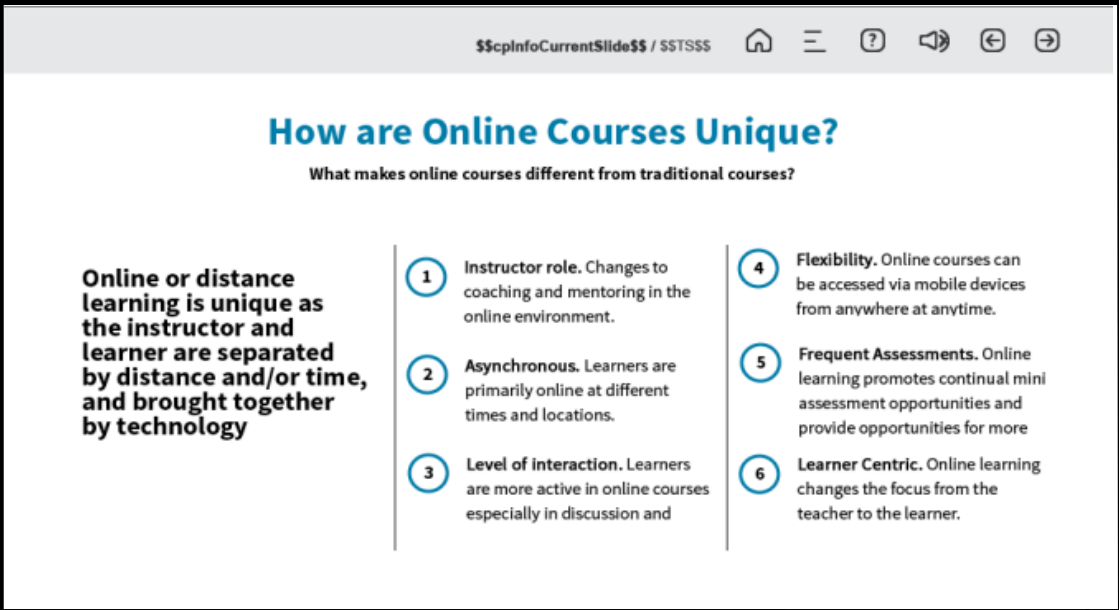
- Adobe Captivate modules will reside in the CourseSites LMS
- Create module using Adobe Captivate 9
- Use the AML Captivate Template for this project
- Use default white backgrounds to all slides
- Use default navigation buttons included in AML Template
- Use default hyperlink color
- Export as SWF SCORM 1.2 Modules Zipfile
- Place transcript PDF's in Zip files before upload to CourseSites LMS



Module: 1	Screen ID: Title	Screen 1 of 23 Date: 06/03/17	
		Navigation Information Navigation buttons on upper right with Next, Back, Sound Level, Home, Help and Menu Buttons. Start the Module Button on lower left	
		Media Information N/A	
Text on Screen Course Title: Strategies for the Online Instructor Module number and Title: Module 1:Strategies to support the Online Learner Duration: Estimated completion time: 45 minutes	Images Module Title Background: TitlePixFootpath.png Image Citation: (Pixabay, 2017)	Activity Course entry point	Tools Module created in Adobe Captivate 9
Fonts: Titles: Source Sans Pro,36pt, Bold Subtitles: Source Sans Pro, 20pt, Bold Content: Source Sans Pro, 16pt, Regular Primary text color: #000000 Emphasis colors: #007CA9, #FFFFFF, 001E6B	Learning Objective Goal: Identify strategies to support adult online learners. Objective:		

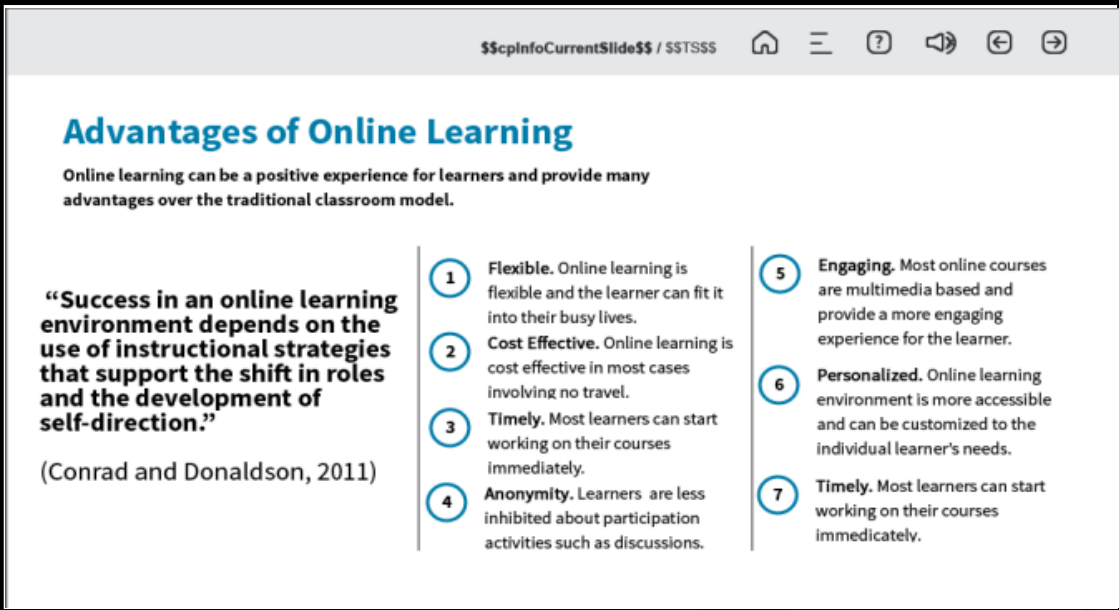
Module: 1	Screen ID: Learning Objectives	Screen 2 of 23 Date: 06/03/17	
<div style="text-align: right; font-size: small; margin-bottom: 10px;"> \$\$cpInfoCurrentSlide\$\$ / \$\$TSS\$\$ 🏠 ☰ ? 🔊 ⏪ ⏩ </div> <div style="display: flex;"> <div style="flex: 1;"> <h2 style="color: #007CA9;">Module 1: Introduction</h2> <p>To be an effective online instructor begins with understanding the characteristics of the online environment and the online learner. Not every learner is prepared for the online environment. As an online instructor it will be vital that you provide help for those learners to increase the rate of their success. <i>How will you as an instructor prepare learners for your online course and provide tools to help them succeed?</i></p> <p>In this module you will explore:</p> <ul style="list-style-type: none"> ● The online learning environment ● Motivations of adult online learners ● Characteristics of successful online learners ● Strategies to support online learner success </div> <div style="flex: 1; padding-left: 20px;"> <p>Module Learning Objectives:</p> <p><i>By the end of this module you will be able to:</i></p> <ul style="list-style-type: none"> • Identify three unique attributes of the online learning environment. • Explain possible motivating factors for adult learners. • Identify three characteristics of the successful adult online learner. • Develop three strategies to support online learner success.  <p style="text-align: right; font-size: x-small;">(Pixabay, 2017)</p> </div> </div>		Navigation Information	
		<p>Navigation buttons on upper right with Next, Back, Sound Level, Home, Help and Menu Buttons.</p>	
		Media Information	
		<p>N/A</p>	
Text on Screen	Images	Activity	
<p>Introduction Content: To be an effective online instructor begins with understanding the characteristics of the online environment and the online learner. Not every learner is prepared for the online environment. As an online instructor it will be vital that you provide help for those learners to increase the rate of their success. How will you as an instructor prepare learners for your online course and provide tools to help them succeed?</p> <p>Module outline and learning objectives (from Design Plan)</p>	<p>Image: entrepreneur-2275739_640.jpg</p> <p>Image Citation: (Pixabay, 2017)</p>		
		Tools	
		<p>Module created in Adobe Captivate 9</p>	
Fonts: <p>Titles: Source Sans Pro, 36pt, Bold</p> <p>Subtitles: Source Sans Pro, 20pt, Bold</p> <p>Content: Source Sans Pro, 16pt, Regular</p> <p>Primary text color: #000000</p> <p>Emphasis colors: #007CA9, #FFFFFF, 001E6B</p>		Learning Objective	
		<p>Goal: Identify strategies to support adult online learners.</p> <p>Objective:</p>	

Module: 1	Screen ID: Self-Assessment	Screen 3 of 23 Date: 06/03/17		
<div style="text-align: center;"> <p>\$\$cpInfoCurrentSlide\$\$ / \$\$TSS\$\$</p>  <h2 style="color: #0070C0;">Self-Assessment for Online Learning Readiness</h2>  <p>Are you Ready for Online Learning?</p> <p>No matter how good a online course is, if the learner is not prepared for the online learning format it can lead to failure. Online learning requires preparation on the part of the learner. How ready are you for online learning? Take this short quiz to find out by clicking the link below:</p> <p>ToOLS: Test of Online Learning Success</p> <div style="border: 2px solid #0070C0; border-radius: 15px; padding: 10px; margin-top: 10px;"> <p>How did you score?</p> <p>Consider your score and how it might affect your readiness for online learning. How would you prepare a learner for your online course who scored below 177, and is in the "Proceed with Caution" range?</p> <p>In this course we will discuss easy strategies to prepare the online learner for online learning. <i>Let's get started!</i></p> </div> </div>		<p>Navigation Information</p> <p>Navigation buttons on upper right with Next, Back, Sound Level, Home, Help and Menu Buttons.</p> <hr/> <p>Media Information</p> <p>N/A</p>		
<p>Text on Screen</p> <p>Title: Self-Assessment for Online Learning & Readiness Subtitle: Are you Ready for Online Learning? Content: No matter how good a online course is, if the learner is not prepared for the online learning format it can lead to failure. Online learning requires preparation on the part of the learner. How ready are you for online learning? Take this short quiz to find out by clicking the link below:</p> <p>Reflection: How did you score? (Emphasize this section with colored box) Content: Consider your score and how it might affect your readiness for online learning. How would you prepare a learner for your online course who scored below 177, and is in the "Proceed with Caution" range? In this course we will discuss easy strategies to prepare the online learner for online learning. Let's get started!</p>		<p>Images</p> <p>Image: Lifebelt-160144_640.png</p> <p>Photo citation: (Pixabay, 2013)</p>	<p>Activity</p> <p>Link to Self-Assessment for Online Learning Readiness: http://cs.txwes.edu/tools/</p> <p>Reflection question</p> <hr/> <p>Tools</p> <p>Module created in Adobe Captivate 9</p>	
<p>Fonts: Titles: Source Sans Pro,36pt, Bold Subtitles: Source Sans Pro, 20pt, Bold Content: Source Sans Pro, 16pt, Regular Primary text color: #000000 Emphasis colors: #007CA9, #FFFFFF, 001E6B</p>		<p>Learning Objective</p> <p>Goal: Identify strategies to support adult online learners. Objective: Identify three unique attributes of the online learning environment.</p>		

Module: 1	Screen ID: Technology	Screen 4 of 23 Date: 06/03/17	
 <p>The screenshot shows a presentation slide with a background image of a person using a laptop and a smartphone. The slide title is "Technology and Teaching" in blue. Below the title is a quote: "Technology has affected not only how we teach but how our students learn" (Conrad & Donaldson, 2011). A horizontal line separates the quote from a paragraph of text: "Over the past 30 years, technology has changed the face of education. Technology has opened the door for learners of all geographic locations, age, gender, and economic backgrounds to access educational resources and become life-long learners. Online enrollment is increasing, according to a 2016 report, 3.5 million learners enrolled in an online degree program (Clinefelter & Aslanian, 2016)." At the bottom right of the image area, it says "(Pixabay, 2015)".</p>		Navigation Information	
		<p>Navigation buttons on upper right with Next, Back, Sound Level, Home, Help and Menu Buttons.</p>	
		Media Information	
		<p>N/A</p>	
Text on Screen		Images	Activity
<p>Title: Technology & Teaching Quote: "Technology has affected not only how we teach but how our students learn" (Conrad & Donaldson, 2011).</p> <p>Content: Over the past 30 years, technology has changed the face of education. Technology has opened the door for learners of all geographic locations, age, gender, and economic backgrounds to access educational resources and become life-long learners. Online enrollment is increasing, according to a 2016 report, 3.5 million learners enrolled in an online degree program (Clinefelter & Aslanian, 2016).</p>		<p>Image: man-coffee-smartphone-working-6362.jpg</p>	
		<p>Image Citation: (Pixabay, 2015)</p>	Tools
			<p>Module created in Adobe Captivate 9</p>
Fonts: Titles: Source Sans Pro, 36pt, Bold Subtitles: Source Sans Pro, 20pt, Bold Content: Source Sans Pro, 16pt, Regular Primary text color: #000000 Emphasis colors: #007CA9, #FFFFFF, 001E6B		Learning Objective	
		<p>Goal: Identify strategies to support adult online learners. Objective: Identify three unique attributes of the online learning environment.</p>	

Module: 1	Screen ID: Unique	Screen 5 of 23 Date: 06/03/17	
 <p>How are Online Courses Unique?</p> <p>What makes online courses different from traditional courses?</p> <p>Online or distance learning is unique as the instructor and learner are separated by distance and/or time, and brought together by technology</p> <ol style="list-style-type: none"> 1 Instructor role. Changes to coaching and mentoring in the online environment. 2 Asynchronous. Learners are primarily online at different times and locations. 3 Level of interaction. Learners are more active in online courses especially in discussion and 4 Flexibility. Online courses can be accessed via mobile devices from anywhere at anytime. 5 Frequent Assessments. Online learning promotes continual mini assessment opportunities and provide opportunities for more 6 Learner Centric. Online learning changes the focus from the teacher to the learner. 		Navigation Information	
		<p>Navigation buttons on upper right with Next, Back, Sound Level, Home, Help and Menu Buttons.</p>	
		Media Information	
		<p>N/A</p>	
Text on Screen		Images	Activity
<p>Title: How are Online Courses Unique? Subtitle: What makes online courses different from traditional courses? Large font: Online or distance learning is unique as the instructor and learner are separated by distance and/or time, and brought together by technology Bullet Points:</p> <ul style="list-style-type: none"> • Instructor role. Changes to coaching and mentoring in the online environment. • Asynchronous. Learners are primarily online at different times and locations. • Level of interaction. Learners are more active in online courses especially in discussion and collaboration activities. • Flexibility. Online courses can be accessed via mobile devices from anywhere at anytime. • Frequent Assessments. Online learning promotes continual mini assessment opportunities and provide opportunities for more • Learner Centric. Online learning changes the focus from the teacher to the learner. 		<p>None</p>	<p>Staggered presentation of bullet points (1 second intervals)</p>
		Learning Objective	
<p>Fonts: Titles: Source Sans Pro,36pt, Bold Font Color: #000000, Emphasis: #007CA9 Subtitles: Source Sans Pro, 20pt, Bold / Content: Source Sans Pro, 16pt, Regular</p>		<p>Goal: Identify strategies to support adult online learners. Objective: Identify three unique attributes of the online learning environment.</p>	

Module: 1	Screen ID: Advantage Video	Screen 6 of 23 Date: 06/03/17	
<div style="text-align: right; font-size: small;"> \$\$cpInfoCurrentSlide\$\$ / \$\$TSS\$\$ 🏠 ☰ ? 🔊 ⏪ ⏩ </div> <div style="display: flex; align-items: flex-start;"> <div style="flex: 1;">  </div> <div style="flex: 2; padding-left: 10px;"> <h2 style="color: #007CA9;">Obvious and Not So Obvious Advantages of Online Learning</h2> <p>Dr. Bernard Bull of Concordia University discusses some obvious and not so obvious advantages of online learning.</p> <p><i>Click the Play Button to view</i></p> <hr style="width: 20%; margin-left: 0;"/> <p>Video Credit: (Bull, 2015)</p> <div style="text-align: right; margin-top: 10px;">  View Transcript </div> </div> </div>		<h3>Navigation Information</h3> <p>Navigation buttons on upper right with Next, Back, Sound Level, Home, Help and Menu Buttons.</p>	
		<h3>Media Information</h3> <p>Video: Edited-Obvious and Not So Obvious Advantages of Online Learning.mp4</p> <p>Video Player Skin: HaloSkin1 for embedded video</p>	
Text on Screen	Images	Activity	
<p>Title: Obvious and Not So Obvious Advantages of Online Learning</p> <p>Video Description: Dr. Bernard Bull of Concordia University discusses some obvious and not so obvious advantages of online learning.</p> <p>Instruction: Click the Play Button to view</p> <p>Video Credit: (Bull, 2015)</p> <p>Transcript: View Transcript</p> <p>Video Duration: 03:44</p>	<p>Adobe Reader Icon: Use standard Adobe Reader Icon</p> <p>Associated Transcript: Video Transcript-Obvious and Not So Obvious.pdf (refer to Transcript Document)</p>	<ul style="list-style-type: none"> Video player View Transcript Button <hr/> <h4>Tools</h4> <p>Module created in Adobe Captivate 9</p>	
<p>Fonts:</p> <p>Titles: Source Sans Pro, 36pt, Bold</p> <p>Subtitles: Source Sans Pro, 20pt, Bold</p> <p>Content: Source Sans Pro, 16pt, Regular</p> <p>Primary text color: #000000</p> <p>Emphasis colors: #007CA9, #FFFFFF, 001E6B</p>		<h3>Learning Objective</h3> <p>Goal: Identify strategies to support adult online learners.</p> <p>Objective: Identify three unique attributes of the online learning environment.</p>	

Module: 1	Screen ID : Advantages of Online	Screen 7 of 23 Date: 06/03/17	
 <p>Advantages of Online Learning</p> <p>Online learning can be a positive experience for learners and provide many advantages over the traditional classroom model.</p> <p>“Success in an online learning environment depends on the use of instructional strategies that support the shift in roles and the development of self-direction.”</p> <p>(Conrad and Donaldson, 2011)</p> <ol style="list-style-type: none"> 1 Flexible. Online learning is flexible and the learner can fit it into their busy lives. 2 Cost Effective. Online learning is cost effective in most cases involving no travel. 3 Timely. Most learners can start working on their courses immediately. 4 Anonymity. Learners are less inhibited about participation activities such as discussions. 5 Engaging. Most online courses are multimedia based and provide a more engaging experience for the learner. 6 Personalized. Online learning environment is more accessible and can be customized to the individual learner's needs. 7 Timely. Most learners can start working on their courses immediately. 		Navigation Information	
		<p>Navigation buttons on upper right with Next, Back, Sound Level, Home, Help and Menu Buttons.</p>	
Media Information		N/A	
Text on Screen		Images	Activity
<p>Title: Advantages of Online Learning Subtitle: Online learning can be a positive experience for learners and provide many advantages over the traditional classroom model. Quote: “Success in an online learning environment depends on the use of instructional strategies that support the shift in roles and the development of self-direction.” (Conrad & Donaldson, 2011) Bullet Points:</p> <ul style="list-style-type: none"> • Flexible. Online learning is flexible and the learner can fit it into their busy lives. • Cost Effective. Online learning is cost effective in most cases involving no travel. • Timely. Most learners can start working on their courses immediately. • Anonymity. Learners are less inhibited about participation activities such as discussions. • Engaging. Most online courses are multimedia based and provide a more engaging experience for the learner. • Personalized. Online learning environment is more accessible and can be customized to the individual learner's needs. 		None	Staggered presentation of bullet points (1 second intervals)
		Learning Objective	
<p>Fonts: Titles: Source Sans Pro, 36pt, Bold / Font Color: #000000, Emphasis: #007CA9 Subtitles: Source Sans Pro, 20pt, Bold / Content: Source Sans Pro, 16pt, Regular</p>		<p>Goal: Identify strategies to support adult online learners. Objective: Identify three unique attributes of the online learning environment.</p>	

Module: 1	Screen ID : Disadvantages of Online	Screen 8 of 23 Date: 06/03/17	
<div style="text-align: right; font-size: small; margin-bottom: 10px;"> Info Current Slide / Slide Home Menu Help Sound Back Next </div> <h2 style="color: #0070C0;">Disadvantages of Online Learning</h2> <p>The online learning environment presents a variety of challenges for both the instructor and the learner.</p> <div style="display: flex; justify-content: space-between; margin-top: 20px;"> <div style="width: 45%;"> <p>“Lecture is effective for knowledge transmission, but if it is the primary strategy used in the online environment, the course becomes a digital correspondence course with potential problems of learner isolation and high dropout rate.”</p> <p>(Conrad and Donaldson, 2011)</p> </div> <div style="width: 50%;"> <ol style="list-style-type: none"> 1 Isolation. Online learning can be an isolating experience. 2 Self-discipline. Online learning requires self-motivation and self-discipline. 3 Quality. Not all online courses provide a quality experience and provide engaging and meaningful content. 4 Technology. Online courses require a basic knowledge of computers and reliable connection to the Internet. 5 Communication. Online learning requires the ability to communicate effectively in text form. </div> </div>		Navigation Information	
		<p>Navigation buttons on upper right with Next, Back, Sound Level, Home, Help and Menu Buttons.</p>	
		Media Information	
		<p>N/A</p>	
Text on Screen		Images	Activity
<p>Title: Disadvantages of Online Learning Subtitle: The online learning environment presents a variety of challenges for both the instructor and the learner. Quote: “Lecture is effective for knowledge transmission, but if it is the primary strategy used in the online environment, the course becomes a digital correspondence course with potential problems of learner isolation and high dropout rate.” (Conrad & Donaldson, 2011) Bullet Points:</p> <ul style="list-style-type: none"> • Isolation. Online learning can be an isolating experience. • Self-discipline. Online learning requires self-motivation and self-discipline. • Quality. Not all online courses provide a quality experience and provide engaging and meaningful content. • Technology. Online courses require a basic knowledge of computers and reliable connection to the Internet. • Communication. Online learning requires the ability to communicate effectively in text form. 		<p>None</p>	<p>Staggered presentation of bullet points (1 second intervals)</p>
<p>Fonts: Titles: Source Sans Pro, 36pt, Bold Subtitles: Source Sans Pro, 20pt, Bold Content: Source Sans Pro, 16pt, Regular</p> <p style="text-align: right;">Primary Font Color: #000000, Emphasis: #007CA9</p>		<p>Learning Objective</p> <p>Goal: Identify strategies to support adult online learners. Objective: Identify three unique attributes of the online learning environment.</p>	

\$\$cpInfoCurrentSlide\$\$ / \$\$TSS\$\$
🏠
☰
?
🔊
⏪
⏩



▶
⏸
⏹
🔊

5 Myths about Online Learning

Dr. Bernard Bull of Concordia University explains 5 common myths about online learning.

Click the Play Button to view

Video Credit: (Bull, 2015)



View Transcript

Navigation Information

Navigation buttons on upper right with Next, Back, Sound Level, Home, Help and Menu Buttons.

Media Information

Video: Edited-5 Myths about Online Learning.mp4

Video Player Skin: HaloSkin1 for embedded video

Text on Screen	Images	Activity
----------------	--------	----------

Title: 5 Myths about Online Learning

Video Description: Dr. Bernard Bull of Concordia University explains 5 common myths about online learning.

Instruction: Click the Play Button to view

Video Credit: (Bull, 2015)

Transcript: View Transcript

Video Duration: 04:37

Adobe Reader Icon: Use standard Adobe Reader Icon

Associated Transcript: Video Transcript-5 Myths About Online Learning.pdf (refer to Transcript Document)

- Video player
- View Transcript Button

Tools

Fonts:

Titles: Source Sans Pro, 36pt, Bold

Subtitles: Source Sans Pro, 20pt, Bold

Content: Source Sans Pro, 16pt, Regular


Primary text color: #000000

Emphasis colors: #007CA9, #FFFFFF, 001E6B

Learning Objective

Goal: Identify strategies to support adult online learners.

Objective: Identify three unique attributes of the online learning environment.

Module: 1	Screen ID: Motivating Factors	Screen 10 of 23 Date: 06/03/17	
<div style="text-align: right; font-size: small; margin-bottom: 5px;"> \$\$cpInfoCurrentSlide\$\$ / SSTSS\$ 🏠 ☰ ? 🔊 ⏪ ⏩ </div>  <div style="margin-top: 10px;"> <h2 style="color: #007CA9;">Motivating Factors for Online Learners</h2> <p>"Learn from yesterday, live for today, hope for tomorrow. The important thing is to not stop questioning. Curiosity has its own reason for existing." ~Albert Einstein</p> <p>There are many motivating factors that may guide adult online learners in their decision to pursue online learning. Many learners want to continue their education while pursuing their career. Some need flexibility to take care of family commitments. Others may be in the military or have other reasons that require the flexibility of online learning. Still others may not have the financial resources to attend a traditional institution or live too far away to commute. Whatever the reason, it is important to understand why a learner may choose an online course.</p> </div> <p style="font-size: x-small; margin-top: 5px;">(Pixabay, 2017)</p>		<h3 style="margin-top: 0;">Navigation Information</h3> <p>Navigation buttons on upper right with Next, Back, Sound Level, Home, Help and Menu Buttons.</p> <hr/> <h3 style="margin-top: 0;">Media Information</h3> <p>N/A</p>	
<h4 style="margin-top: 0;">Text on Screen</h4> <p>Title: Motivating Factors for Online Learners</p> <p>Quote: "Learn from yesterday, live for today, hope for tomorrow. The important thing is to not stop questioning. Curiosity has its own reason for existing." ~Albert Einstein</p> <p>Content: There are many motivating factors that may guide adult online learners in their decision to pursue online learning. Many learners want to continue their education while pursuing their career. Some need flexibility to take care of family commitments. Others may be in the military or have other reasons that require the flexibility of online learning. Still others may not have the financial resources to attend a traditional institution or live too far away to commute. Whatever the reason, it is important to understand why a learner may choose an online course.</p>		<h4 style="margin-top: 0;">Images</h4> <p>Image: awareness-2329671_640.jpg</p> <p>Image Citation: (Pixabay, 2017)</p> <hr/> <h4 style="margin-top: 0;">Activity</h4> <p>N/A</p> <hr/> <h4 style="margin-top: 0;">Tools</h4> <p>Module created in Adobe Captivate 9</p>	
<p>Fonts:</p> <p>Titles: Source Sans Pro, 36pt, Bold</p> <p>Subtitles: Source Sans Pro, 20pt, Bold</p> <p>Content: Source Sans Pro, 16pt, Regular</p> <p>Primary text color: #000000</p> <p>Emphasis colors: #007CA9, #FFFFFF, 001E6B</p>		<h4 style="margin-top: 0;">Learning Objective</h4> <p>Goal: Identify strategies to support adult online learners.</p> <p>Objective: Explain possible motivating factors for adult learners.</p>	


Info Home Menu Help Sound Back Next

Characteristics of Adult Online Learners

1 Geographically Diverse
Geographic locations of online learners may live in other countries and cross time zones.

2 Wide Age Range
Adult Online learner's age can range from millennials to baby boomers. This may directly impact technology skills.

3 Busy lives
Online learners have chosen the online format to fit into their busy work, family and social lives.



4 Goal-oriented
Reasons for taking online courses can relate to their career goals and opportunities for earning increases.

5 Life/Work Experience
Online learners may have rich life or work experiences used for personal context of new information.

6 Self-Motivated
Online learners can regulate their learning to correspond with their lives.

Navigation Information

Navigation buttons on upper right with Next, Back, Sound Level, Home, Help and Menu Buttons.

Media Information

Text on Screen

Title: Characteristics of Adult Online Learners

Bullet Points:

- Geographically Diverse. Geographic locations of online learners may live in other countries and cross time zones
- Wide Age Range. Adult Online learner's age can range from millennials to baby boomers. This may directly impact technology skills.
- Busy lives. Online learners have chosen the online format to fit into their busy work, family and social lives.
- Goal-oriented. Reasons for taking online courses can relate to their career goals and opportunities for earning increases.
- Life/Work Experience. Online learners may have rich life or work experiences used for personal context of new information.
- Self-Motivated. Online learners can regulate their learning to correspond with their lives.

Images

Use image Included in Captivate Template

Activity

Staggered presentation of bullet points (1 second intervals)

Tools

Module created in Adobe Captivate 9

Fonts:

Titles: Source Sans Pro, 36pt, Bold

Subtitles: Source Sans Pro, 20pt, Bold

Content: Source Sans Pro, 16pt, Regular



Primary text color: #000000

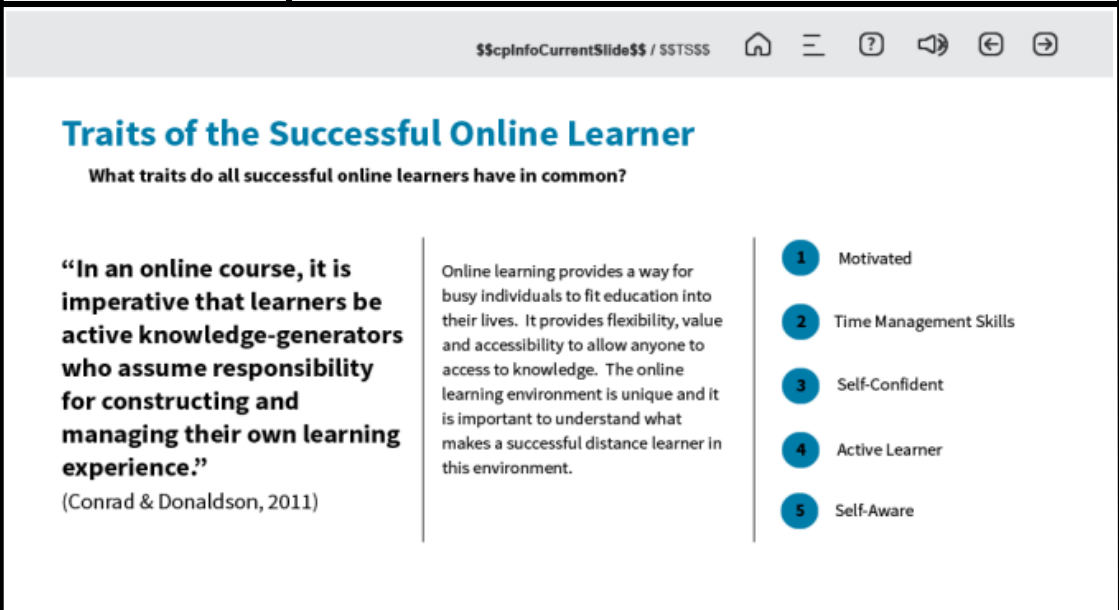
Emphasis colors: #007CA9, #FFFFFF, #001E6B








Learning Objective

Goal: Identify strategies to support adult online learners.



Objective: Explain possible motivating factors for adult learners.

Module: 1	Screen ID: Video Traits	Screen 12 of 23 Date: 06/03/17	
<div style="text-align: right; font-size: small;"> Home Menu Help Volume Previous Next </div> <div style="display: flex;"> <div style="flex: 1;">  </div> <div style="flex: 2; padding-left: 10px;"> <h2 style="color: #007CA9;">Top 5 Traits of an Effective Online Learner</h2> <p>Dr. Bernard Bull of Concordia University talks about essential traits of successful online learners.</p> <p><i>Click the Play Button to view</i></p> <hr style="width: 20%; margin-left: 0;"/> <p>Video Credit: (Bull, 2015)</p> <div style="text-align: right; margin-top: 10px;">  View Transcript </div> </div> </div>		<h3>Navigation Information</h3> <p>Navigation buttons on upper right with Next, Back, Sound Level, Home, Help and Menu Buttons.</p> <hr/> <h3>Media Information</h3> <p>Video: Top 5 Traits of an Effective Online Learner.mp4</p> <p>Video Player Skin: HaloSkin1 for embedded video</p>	
<h3>Text on Screen</h3> <p>Title: Top 5 Traits of an Effective Online Learner Video Description: Dr. Bernard Bull of Concordia University talks about essential traits of successful online learners. Instruction: Click the Play Button to view Video Credit: (Bull, 2015) Transcript: View Transcript Video Duration: 05:27</p>		<h3>Images</h3> <p>Adobe Reader Icon: Use standard Adobe Reader Icon</p> <p>Associated Transcript: Video Transcript-Top 5 Traits of an Effective Online Learner.pdf (refer to Transcript Document)</p>	<h3>Activity</h3> <ul style="list-style-type: none"> • Video player • View Transcript Button <hr/> <h3>Tools</h3> <p>Module created in Adobe Captivate 9</p>
<p>Fonts:</p> <p>Titles: Source Sans Pro, 36pt, Bold Subtitles: Source Sans Pro, 20pt, Bold Content: Source Sans Pro, 16pt, Regular Primary text color: #000000 Emphasis colors: #007CA9, #FFFFFF, 001E6B</p>		<h3>Learning Objective</h3> <p>Goal: Identify strategies to support adult online learners. Objective: Identify characteristics of the successful adult online learner</p>	

Module: 1	Screen ID: Success Traits	Screen 13 of 23 Date: 06/03/17	
		Navigation Information Navigation buttons on upper right with Next, Back, Sound Level, Home, Help and Menu Buttons.	
		Media Information 	
Text on Screen	Images	Activity	
<p>Title: Traits of the Successful Online Learner Subtitle: What traits do all successful online learners have in common? Quote: “In an online course, it is imperative that learners be active knowledge-generators who assume responsibility for constructing and managing their own learning experience.” (Conrad & Donaldson, 2011) Content: Online learning provides a way for busy individuals to fit education into their lives. It provides flexibility, value and accessibility to allow anyone to access to knowledge. The online learning environment is unique and it is important to understand what makes a successful distance learner in this environment. Bullet Points: Motivated, Time Management Skills, Self-Confident, Active Learner, Self-Aware</p>	None	Staggered presentation of bullet points (1 second intervals)	
		Tools Module created in Adobe Captivate 9	
Fonts: Titles: Source Sans Pro, 36pt, Bold/ Font Color: #000000, Emphasis: #007CA9 Subtitles: Source Sans Pro, 20pt, Bold/ Content: Source Sans Pro, 16pt, Reg	Learning Objective Goal: Identify strategies to support adult online learners. Objective: Identify characteristics of the successful adult online learner		

Module: 1	Screen ID: Successful Learner	Screen 14 of 23 Date: 06/03/17	
<div data-bbox="523 125 1112 148" style="text-align: right;"> <small>\$\$cpInfoCurrentSlide\$\$ / \$\$TSS\$\$</small>       </div> <h2 data-bbox="92 177 452 251">The Successful Online Learner</h2> <p data-bbox="88 268 432 288">Why do people choose online learning?</p> <p data-bbox="88 311 556 474">Individuals seek online learning for a variety of reasons including flexibility, value, education and career advancement. The demographics of distance learning show that all ages, races, education levels, and cultures seek out distance learning opportunities. Every learner is unique and brings different skills, knowledge and background to an educational environment.</p> <p data-bbox="92 502 204 522">Reflection:</p> <p data-bbox="88 531 537 645"><i>Knowing that there is not one typical distance learner type, what causes one learner to succeed in the distance learning environment and another to fail? How can you increase the odds of succeeding in a distance learning environment?</i></p>  <p data-bbox="1058 676 1163 691" style="text-align: right;"><small>(Max Pixel, 2017)</small></p>		<h3 data-bbox="1190 108 1549 134">Navigation Information</h3> <p data-bbox="1197 188 1819 245">Navigation buttons on upper right with Next, Back, Sound Level, Home, Help and Menu Buttons.</p>	
Text on Screen		<h3 data-bbox="1190 376 1476 402">Media Information</h3> <p data-bbox="1221 474 1271 496">N/A</p>	
<p data-bbox="81 782 525 805">Title: The Successful Online Learner</p> <p data-bbox="81 813 664 836">Subtitle: Why do people choose online learning?</p> <p data-bbox="81 845 923 1031">Content: Individuals seek online learning for a variety of reasons including flexibility, value, education and career advancement. The demographics of distance learning show that all ages, races, education levels, and cultures seek out distance learning opportunities. Every learner is unique and brings different skills, knowledge and background to an educational environment.</p> <p data-bbox="81 1039 950 1159">Reflection: Knowing that there is not one typical distance learner type, what causes one learner to succeed in the distance learning environment and another to fail? How can you increase the odds of succeeding in a distance learning environment?</p>	<h3 data-bbox="1031 714 1147 739">Images</h3> <p data-bbox="1062 805 1375 833">Image: Sand-Success.jpg</p> <p data-bbox="1062 868 1398 931">Image Citation: (Max Pixel, 2017)</p>	<h3 data-bbox="1468 714 1584 739">Activity</h3> <p data-bbox="1476 762 1731 785">Reflection Questions</p> <hr/> <h3 data-bbox="1468 939 1553 965">Tools</h3> <p data-bbox="1476 1013 1781 1071">Module created in Adobe Captivate 9</p>	
<p data-bbox="73 1228 792 1368">Fonts:</p> <ul style="list-style-type: none"> <li data-bbox="208 1216 625 1245">Titles: Source Sans Pro, 36pt, Bold <li data-bbox="208 1248 676 1276">Subtitles: Source Sans Pro, 20pt, Bold <li data-bbox="208 1279 707 1308">Content: Source Sans Pro, 16pt, Regular <li data-bbox="208 1310 560 1339">Primary text color: #000000 <li data-bbox="208 1342 788 1370">Emphasis colors: #007CA9, #FFFFFF, 001E6B 	<h3 data-bbox="1031 1216 1317 1242">Learning Objective</h3> <p data-bbox="1047 1270 1715 1293">Goal: Identify strategies to support adult online learners.</p> <p data-bbox="1047 1305 1800 1362">Objective: Identify characteristics of the successful adult online learner</p>		

\$\$cpInfoCurrentSlide\$\$ / \$\$TSS\$\$

Strategies

How can we set learners up for success?

Many adult learners have been educated in traditional classroom environments and have little experience learning in an interactive and collaborative online classroom. In this situation the learner must rapidly gain the skills needed to function in the online environment such as online communications, self-direction, technology, social interactions. If the learner becomes overwhelmed or frustrated they will drop out of the course.

Learners must also become comfortable with the lack of face to face interactions with the instructor and other learners. The communication model shifts as does the relationships between learners and instructors. Ultimately learners are responsible for their success, but there are strategies that you as an instructor can use to help online learners to succeed.

(Pixabay, 2017)

Navigation Information

Navigation buttons on upper right with Next, Back, Sound Level, Home, Help and Menu Buttons.

Media Information

N/A

Text on Screen

Title: Strategies
Subtitle: How can we set learners up for success?
Content: Many adult learners have been educated in traditional classroom environments and have little experience learning in an interactive and collaborative online classroom. In this situation the learner must rapidly gain the skills needed to function in the online environment such as online communications, self-direction, technology, social interactions. If the learner becomes overwhelmed or frustrated they will drop out of the course.

Learners must also become comfortable with the lack of face to face interactions with the instructor and other learners. The communication model shifts as does the relationships between learners and instructors. Ultimately learners are responsible for their success, but there are strategies that you as an instructor can use to help online learners to succeed.

Images

Image: lighthouse.png

Image Citation: (Pixabay, 2017)

Activity

Tools

Module created in Adobe Captivate 9

Fonts:

Titles: Source Sans Pro, 36pt, Bold
Subtitles: Source Sans Pro, 20pt, Bold
Content: Source Sans Pro, 16pt, Regular
 Primary text color: #000000
 Emphasis colors: #007CA9, #FFFFFF, 001E6B

Learning Objective

Goal: Identify strategies to support adult online learners.
Objective: Develop strategies to support online learner success

Module: 1	Screen ID : Strategies	Screen 16 of 23 Date: 06/03/17	
<p style="text-align: center;">\$\$cpInfoCurrentSlide\$\$ / \$\$TSS\$\$</p> <p style="text-align: center;"> </p> <h2 style="color: #0070C0;">Strategies</h2> <p>By implementing these strategies you can provide assistance to online learners as they transition to the online learning environment.</p> <div style="display: flex; flex-wrap: wrap;"> <div style="width: 50%;"> <p>1 Send a welcome email the week before class starts to learners to set the tone.</p> <p>2 Offer an orientation that shows learners how to navigate the Blackboard environment.</p> <p>3 Clearly post your instructor contact information and office hours using a positive tone.</p> <p>4 Provide a information and/or a video on how to succeed as an online learner.</p> </div> <div style="width: 50%;"> <p>5 Provide clear structure in your Syllabus, course schedule, learning objectives, and grading policy.</p> <p>6 Post links to the Technology Helpdesk. Define the technology tools that will be used along with links to tutorials.</p> <p>7 Provide links to accessibility services and encourage learners to communicate potential accessibility concerns with you via email.</p> <p>8 Reach out to learners by email or phone if they do not participate during the first week.</p> </div> </div>		<h3>Navigation Information</h3>	
		<p>Navigation buttons on upper right with Next, Back, Sound Level, Home, Help and Menu Buttons.</p>	
		<h3>Media Information</h3>	
		<p>N/A</p>	
<h3>Text on Screen</h3>		<h3>Images</h3>	<h3>Activity</h3>
<p>Title: Strategies Subtitle: By implementing these strategies you can provide assistance to online learners as they transition to the online learning environment. Bullet Points: 1.Send a welcome email the week before class starts to learners to set the tone. 2.Offer an orientation that shows learners how to navigate the Blackboard environment. 3.Clearly post your instructor contact information and office hours using a positive tone. 4.Provide a information and/or a video on how to succeed as an online learner. 5.Provide clear structure in your Syllabus, course schedule, learning objectives, and grading policy. 6.Post links to the Technology Helpdesk. Define the technology tools that will be used along with links to tutorials. 7.Provide links to accessibility services and encourage learners to communicate potential accessibility concerns with you via email. 8.Reach out to learners by email or phone if they do not participate during the first week.</p>		<p>None</p>	<p>Staggered presentation of bullet points (1 second intervals)</p>
<p>Fonts: Titles: Source Sans Pro,36pt, Bold Subtitles: Source Sans Pro, 20pt, Bold/Content: Source Sans Pro, 16pt, Regular</p>		<h3>Learning Objective</h3> <p>Goal: Identify strategies to support adult online learners. Objective: Develop strategies to support online learner success</p>	

\$\$cpInfoCurrentSlide\$\$ / \$\$TSS\$\$
🏠 ☰ ? 🔊 ⏪ ⏩

Tips & Tools for Learner Success

How can we set learners up for success?
 Record a quick screencast like the one below, use an infographic, or provide a self-assessment to inform learners how to succeed in online learning. **Get creative!**

Example: Screencast



(Springer, 2017)

Example: Online Learning Readiness Quiz



Click to View

(UNCCH, 2010)

Example: Infographic



Click to View

(eLearning Industry, 2017)

💡 Tools such as **Screencast-o-Matic** or **Jing** are great for creating quick and easy screencasts. **Audacity** is a free and easy to use tool for recording podcasts.

Navigation Information

Navigation buttons on upper right with Next, Back, Sound Level, Home, Help and Menu Buttons.

Media Information


Screencast: Distance Learning Success.mp4
Hyperlinks:
<http://www.unc.edu/tim/ser/>
<http://elearninginfographics.com/successful-online-student-attributes-infographic/>

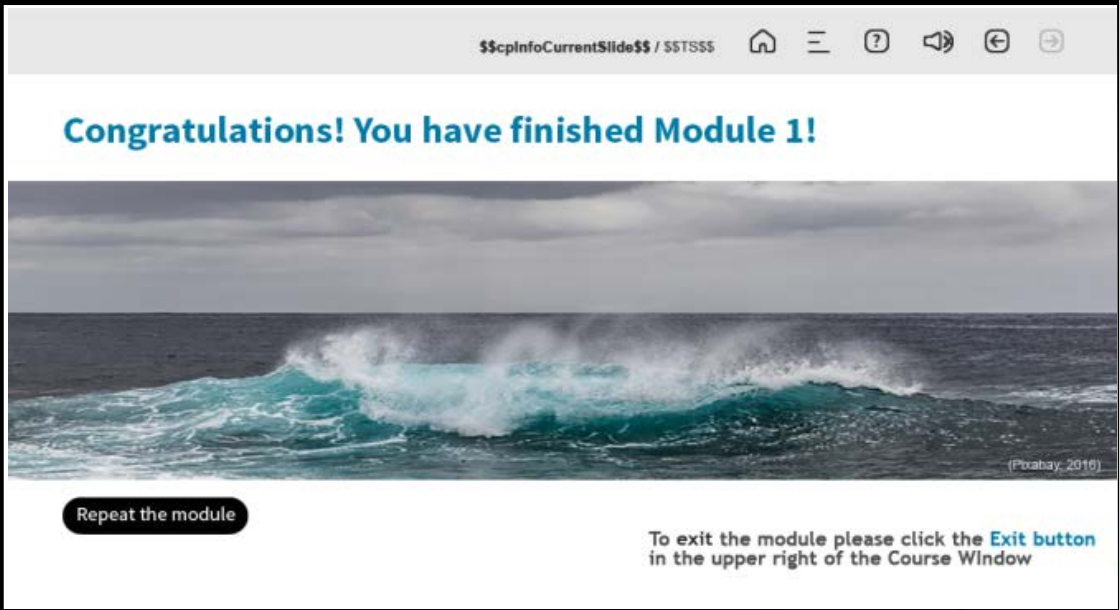
Text on Screen	Images	Activity
<p>Title: Tips & Tools for Learner Success Subtitle: How can we set learners up for success? Content: Record a quick screencast like the one below, use an infographic, or provide a self-assessment to inform learners how to succeed in online learning. Get creative! Tool Tip: Tools such as Screencast-o-Matic or Jing are great for creating quick and easy screencasts. Audacity is a free and easy to use tool for recording podcasts. (use Lightbulb image as button)</p>	<p>Image: ImageQuizt.png Image Citation: (UNCCH, 2010) Image: Infographic.jpg Image Citation: (eLearning Industry, 2017) Image: light-bulb-2-xxl.png Image Citation: (Creative Commons, 2017)</p>	<ul style="list-style-type: none"> Exploration through hyperlinks Hotspot Reveal: Click to display tips
		<p style="text-align: center; font-weight: bold; margin: 0;">Tools</p> <p style="margin: 5px 0 0 20px;">Module created in Adobe Captivate 9</p>

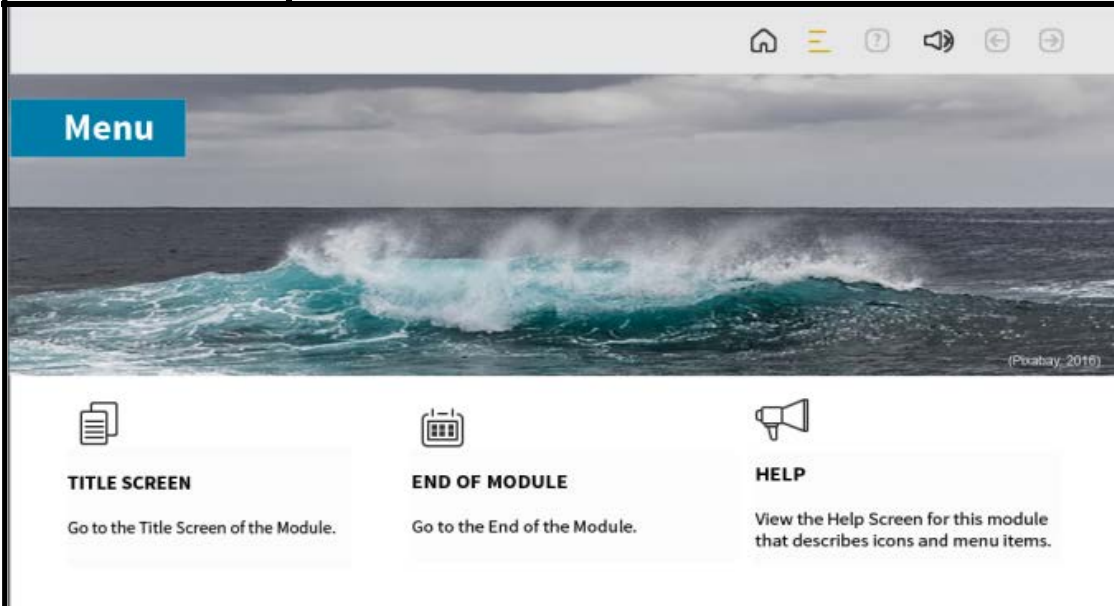
<p>Fonts:</p> <p>Titles: Source Sans Pro, 36pt, Bold Subtitles: Source Sans Pro, 20pt, Bold Content: Source Sans Pro, 16pt, Regular Primary text color: #000000 Emphasis colors: #007CA9, #FFFFFF, 001E6B</p>	<p>Learning Objective</p> <p>Goal: Identify strategies to support adult online learners. Objective: Develop strategies to support online learner success</p>
---	--

Module: 1	Screen ID: References 1		Screen 18 of 23 Date: 06/03/17	
<p style="text-align: right;">\$\$cpInfoCurrentSlide\$\$ / \$\$TSS\$\$ </p> <h2>References</h2> <p>Bull, B. (2015). 5 Myths about Online Learning. YouTube. Retrieved 29 May 2017, from https://www.youtube.com/watch?v=6TY_tLrqCE&t=15s.</p> <p>Bull, B. (2015). Obvious and Not So Obvious Advantages of Online Learning. YouTube. Retrieved 2 June 2017, from https://www.youtube.com/watch?v=sSacMeEwKE8.</p> <p>Bull, B. (2015). Top 5 Traits of an Effective Online Learner. YouTube. Retrieved 2 June 2017, from https://www.youtube.com/watch?v=gnK8-14M7_Q.</p> <p>Clinefelter, D. L. & Aslanian, C. B., (2016). Online college students 2016: Comprehensive data on demands and preferences. Louisville, KY: The Learning House, Inc.</p> <p>Conrad, R., & Donaldson, J. A. (2011). Engaging the online learner: Activities and resources for creative instruction (Updated ed.). San Francisco, CA: Jossey-Bass.</p> <p>eLearning Industry. (2017). 10 Attributes of a Successful Online Student Infographic - e-Learning Infographics. e-Learning Infographics. Retrieved 2 June 2017, from http://elearninginfographics.com/successful-online-student-attributes-infographic/.</p> <p>Free Image on Pixabay - Awareness, Think, Thoughts, Dreams. (2017). Pixabay.com. Retrieved 2 June 2017, from https://pixabay.com/en/awareness-think-thoughts-dreams-2329671/.</p>			<h3>Navigation Information</h3>	
			<p>Navigation buttons on upper right with Next, Back, Sound Level, Home, Help and Menu Buttons.</p>	
			<h3>Media Information</h3>	
			<p>N/A</p>	
<h3>Text on Screen</h3>		<h3>Images</h3>		<h3>Activity</h3>
<p>Title: References Content: Refer to Reference Sheet for Module 1 (Maximum 7 references per screen)</p>		<p>None</p>		<p>Hyperlinks where appropriate to references</p>
				<h3>Tools</h3>
				<p>Module created in Adobe Captivate 9</p>
<p>Fonts: Titles: Source Sans Pro, 36pt, Bold Subtitles: Source Sans Pro, 20pt, Bold Content: Source Sans Pro, 16pt, Regular Primary text color: #000000 Emphasis colors: #007CA9, #FFFFFF, 001E6B</p>		<h3>Learning Objective</h3>		
		<p>References</p>		

Module: 1	Screen ID: References 2		Screen 19 of 23 Date: 06/03/17	
<p style="text-align: right;">\$\$cpInfoCurrentSlide\$\$ / \$\$TSS\$\$ </p> <h2>References (continued)</h2> <p>Free Image on Pixabay - Entrepreneur, Start, Start Up. (2017). Pixabay.com. Retrieved 2 June 2017, from https://pixabay.com/en/entrepreneur-start-start-up-career-2275739/.</p> <p>Free Image on Pixabay - Footpath, Pathway, Rural, Green. (2015). Pixabay.com. Retrieved 2 June 2017, from https://pixabay.com/en/footpath-pathway-rural-green-road-691021/.</p> <p>Free Image on Pixabay - Lifebelt, Lifesaver, Boat, Help. (2013). Pixabay.com. Retrieved 2 June 2017, from https://pixabay.com/en/lifebelt-lifesaver-boat-help-160144/.</p> <p>Free Image on Pixabay - Plouzane, France, Lighthouse. (2017). Pixabay.com. Retrieved 2 June 2017, from https://pixabay.com/en/plouzane-france-lighthouse-landmark-1758197/.</p> <p>Free Image on Pixabay - Technology, Digital, Digital Tablet. (2015). Pixabay.com. Retrieved 2 June 2017, from https://pixabay.com/en/technology-digital-digital-tablet-792175/.</p> <p>Free Image on Pixabay - Water, Sea, La Palma, Atlantic. (2016). Pixabay.com. Retrieved 2 June 2017, from https://pixabay.com/en/water-sea-la-palma-atlantic-ocean-1555170/.</p> <p>Free photo Letter Words Sand Success Beach Writing Sea - Max Pixel. (2017). Maxpixel.freegreatpicture.com. Retrieved 2 June 2017, from http://maxpixel.freegreatpicture.com/Lettes-Words-Sand-Success-Beach-Writing-Sea-1909823.</p>			<h3>Navigation Information</h3>	
			<p>Navigation buttons on upper right with Next, Back, Sound Level, Home, Help and Menu Buttons.</p>	
			<h3>Media Information</h3>	
			<p>N/A</p>	
<h3>Text on Screen</h3>		<h3>Images</h3>		<h3>Activity</h3>
<p>Title: References Content: Refer to Reference Sheet for Module 1 (Maximum 7 references per screen)</p>		<p>None</p>		<p>Hyperlinks where appropriate to references</p>
				<h3>Tools</h3>
				<p>Module created in Adobe Captivate 9</p>
<p>Fonts: Titles: Source Sans Pro, 36pt, Bold Subtitles: Source Sans Pro, 20pt, Bold Content: Source Sans Pro, 16pt, Regular Primary text color: #000000 Emphasis colors: #007CA9, #FFFFFF, 001E6B</p>		<h3>Learning Objective</h3>		
		<p>References</p>		

Module: 1	Screen ID: References 3		Screen 20 of 23 Date: 06/03/17	
<p style="text-align: right;">\$\$cpInfoCurrentSlide\$\$ / \$\$TSS\$\$</p> <p style="text-align: right;">  </p> <p>References (continued)</p> <p>Grabowska, K. (2015). Man drinking coffee and using digital tablet. Pexels.com. Retrieved 28 May 2017, from https://www.pexels.com/photo/man-drinking-coffee-and-using-digital-tablet-6362/.</p> <p>UNCCH. (2010). Online Learning Readiness Student Self-Assessment. Unc.edu. Retrieved 2 June 2017, from http://www.unc.edu/tlim/ser/.</p>			Navigation Information	
			<p>Navigation buttons on upper right with Next, Back, Sound Level, Home, Help and Menu Buttons.</p>	
			Media Information	
			N/A	
Text on Screen		Images		Activity
<p>Title: References</p> <p>Content: Refer to Reference Sheet for Module 1 (Maximum 7 references per screen)</p>		None		Hyperlinks where appropriate to references
				Tools
				Module created in Adobe Captivate 9
<p>Fonts: Titles: Source Sans Pro, 36pt, Bold</p> <p>Subtitles: Source Sans Pro, 20pt, Bold</p> <p>Content: Source Sans Pro, 16pt, Regular</p> <p>Primary text color: #000000</p> <p>Emphasis colors: #007CA9, #FFFFFF, 001E6B</p>		Learning Objective		
		References		

Module: 1	Screen ID: Exit Screen		Screen 21 of 23 Date: 06/03/17	
			Navigation Information Navigation buttons on upper right with Next, Back, Sound Level, Home, Help and Menu Buttons Repeat the Module Button: Go to title page	
			Media Information N/A	
Text on Screen		Images		Activity
Title: Congratulations! You have finished Module 1! Instructions: To exit the module please click the Exit button in the upper right of the Course Window		Image: ocean.png Image Citation: (Pixabay, 2016)		Tools Module created in Adobe Captivate 9
Fonts: Titles: Source Sans Pro,36pt, Bold Subtitles: Source Sans Pro, 20pt, Bold Content: Source Sans Pro, 16pt, Regular Primary text color: #000000 Emphasis colors: #007CA9, #FFFFFF, 001E6B		Learning Objective Course Navigation		



Navigation Information

Navigation buttons on upper right with Next, Back, Sound Level, Home, Help and Menu Buttons.
Title Screen: Go to Module Start Screen
End of Module: Go to end of Module
Help: Go to Help Screen

Media Information

N/A

Text on Screen

Title: Menu

Images

Image: ocean.png
Image Citation: (Pixabay, 2016)
 Default buttons from AML Template for the Menu

Activity

Buttons to go to other parts of Module 1 (see navigation area)

Tools

Module created in Adobe Captivate 9

Fonts: **Titles:** Source Sans Pro, 36pt, Bold
Subtitles: Source Sans Pro, 20pt, Bold
Content: Source Sans Pro, 16pt, Regular
Primary text color: #000000
Emphasis colors: #007CA9, #FFFFFF, 001E6B

Learning Objective

Course Navigation