Course: Strategies for the Online Instructor

Instructional Storyboard
for Adobe Captivate
Module 1: Strategies to Support the Online Learner

Instructional Designer: Stacy Springer

Client: University Of Idaho Division of Distance, and Extended Education (DEE)

Adobe Captivate Information

- Adobe Captivate modules will reside in the CourseSites LMS
- Create module using Adobe Captivate 9
- Use the AML Captivate Template for this project
- Use default white backgrounds to all slides
- Use default navigation buttons included in AML Template
- Use default hyperlink color
- Export as SWF SCORM 1.2 Modules Zipfile
- Place transcript PDF’s in Zip files before upload to CourseSites LMS

Module: 1	Screen ID: Title	Screen 1 of 23	Date: 06/03/17

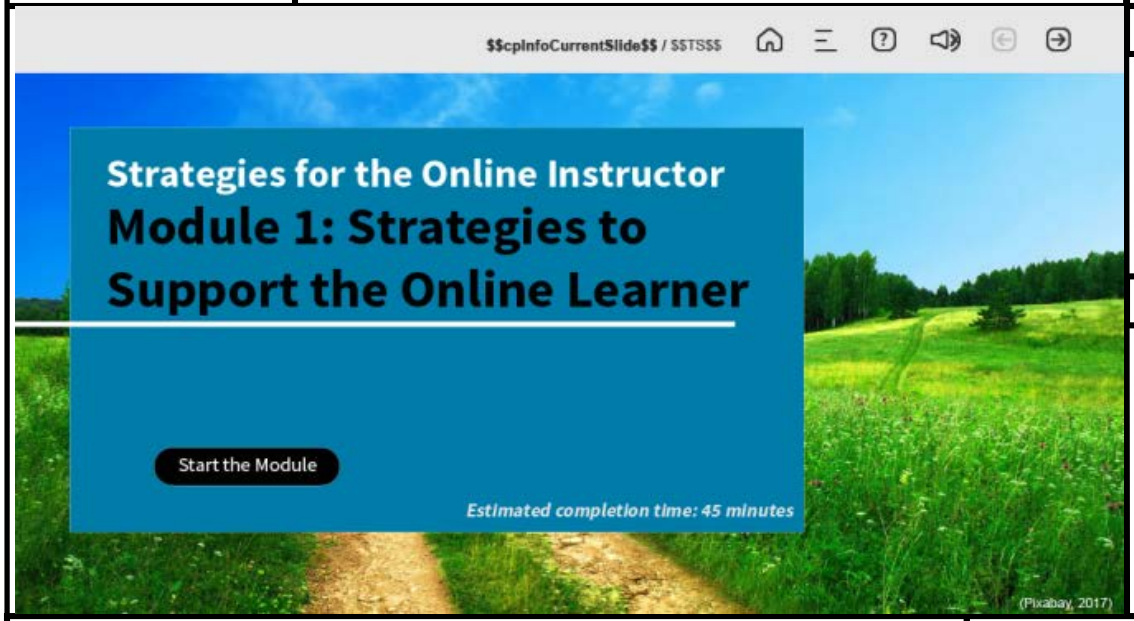

Navigation Information

Navigation buttons on upper right with Next, Back, Sound Level, Home, Help and Menu Buttons.

Start the Module Button on lower left

Media Information

N/A

Text on Screen

Course Title: Strategies for the Online Instructor
Module number and Title: Module 1:Strategies to support the Online Learner
Duration: Estimated completion time: 45 minutes

Images

Module Title Background: TitlePixFootpath.png

Image Citation: (Pixabay, 2017)

Activity

Course entry point

Tools

Module created in Adobe Captivate 9

Fonts:

Titles: Source Sans Pro,36pt, Bold
Subtitles: Source Sans Pro, 20pt, Bold
Content: Source Sans Pro, 16pt, Regular
Primary text color: #000000
Emphasis colors: #007CA9, #FFFFFF, 001E6B

Learning Objective

Goal: Identify strategies to support adult online learners.
Objective:

Module: 1	Screen ID: Learning Objectives	Screen 2 of 23	Date: 06/03/17

$$cpInfoCurrentSlide$$ / $$TSS$$

Module 1: Introduction

To be an effective online instructor begins wth understanding the characteristics of the online environment and the online learner. Not every learner is prepared for the online environment. As an online instructor it will be vital that you provide help for those learners to increase the rate of their success. *How will you as an instructor prepare learners for your online course and provide tools to help them succeed?*

In this module you will explore:

- The online learning environment
- Motivations of adult online learners
- Characteristics of successful online learners
- Strategies to support online learner success

Module Learning Objectives:

By the end of this module you will be able to:

- Identify three unique attributes of the online learning environment.
- Explain possible motivating factors for adult learners.
- Identify three characteristics of the successful adult online learner.
- Develop three strategies to support online learner success.

(Pixabay, 2017)

Navigation Information

Navigation buttons on upper right with Next, Back, Sound Level, Home, Help and Menu Buttons.

Media Information

N/A

Text on Screen

Introduction Content: To be an effective online instructor begins wth understanding the characteristics of the online environment and the online learner. Not every learner is prepared for the online environment. As an online instructor it will be vital that you provide help for those learners to increase the rate of their success. How will you as an instructor prepare learners for your online course and provide tools to help them succeed?

Module outline and learning objectives (from Design Plan)

Images

Image: entrepreneur-2275739_640.jpg

Image Citation: (Pixabay, 2017)

Activity

Tools

Module created in Adobe Captivate 9

Fonts:

Titles: Source Sans Pro,36pt, Bold
Subtitles: Source Sans Pro, 20pt, Bold
Content: Source Sans Pro, 16pt, Regular
Primary text color: #000000
Emphasis colors: #007CA9, #FFFFFF, 001E6B

Learning Objective

Goal: Identify strategies to support adult online learners.
Objective:

Module: 1	Screen ID: Self-Assessment	Screen 3 of 23	Date: 06/03/17

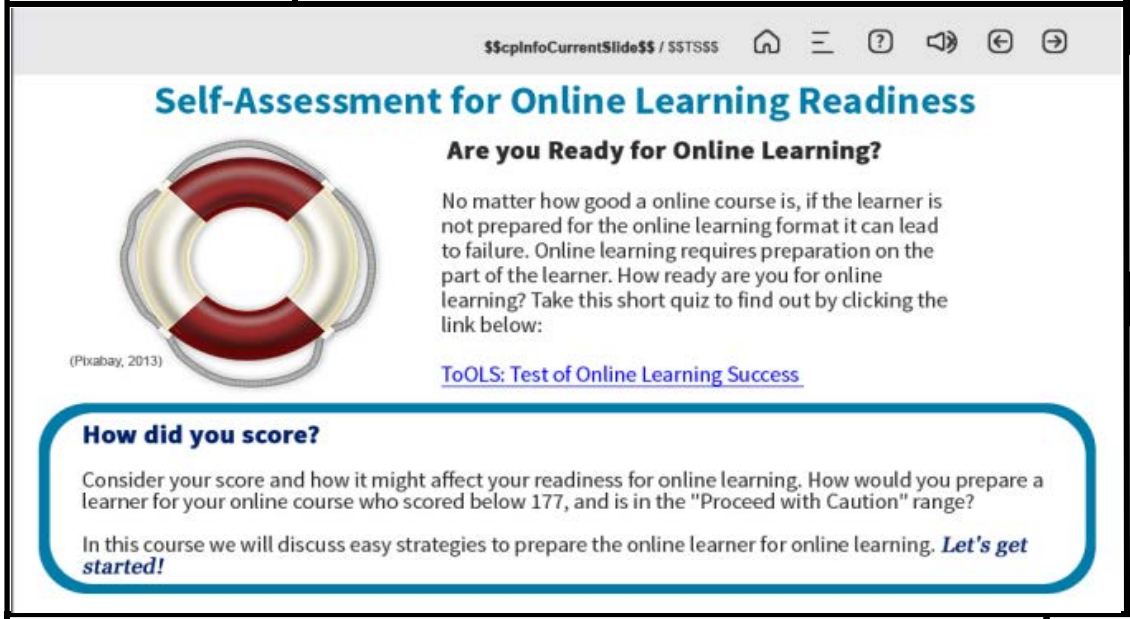

Navigation Information

Navigation buttons on upper right with Next, Back, Sound Level, Home, Help and Menu Buttons.

Media Information

N/A

Text on Screen

Title: Self-Assessment for Online Learning & Readiness
Subtitle: Are you Ready for Online Learning?
Content: No matter how good a online course is, if the learner is not prepared for the online learning format it can lead to failure. Online learning requires preparation on the part of the learner. How ready are you for online learning? Take this short quiz to find out by clicking the link below:

Reflection: How did you score? (Emphasize this section with colored box)
Content: Consider your score and how it might affect your readiness for online learning. How would you prepare a learner for your online course who scored below 177, and is in the "Proceed with Caution" range? In this course we will discuss easy strategies to prepare the online learner for online learning. Let's get started!

Images

Image: Lifebelt-160144_640.png

Photo citation: (Pixabay, 2013)

Activity

Link to Self-Assessment for Online Learning Readiness: http://cs.txwes.edu/tools/

Reflection question

Tools

Module created in Adobe Captivate 9

Fonts:

Titles: Source Sans Pro,36pt, Bold
Subtitles: Source Sans Pro, 20pt, Bold
Content: Source Sans Pro, 16pt, Regular
Primary text color: #000000
Emphasis colors: #007CA9, #FFFFFF, 001E6B

Learning Objective

Goal: Identify strategies to support adult online learners.
Objective: Identify three unique attributes of the online learning environment.

Module: 1	Screen ID: Technology	Screen 4 of 23	Date: 06/03/17

Navigation Information

Navigation buttons on upper right with Next, Back, Sound Level, Home, Help and Menu Buttons.

Media Information

N/A

Text on Screen

Title: Technology & Teaching
Quote: "Technology has affected not only how we teach but how our students learn" (Conrad & Donaldson, 2011).

Content: Over the past 30 years, technology has changed the face of education. Technology has opened the door for learners of all geographic locations, age, gender, and economic backgrounds to access educational resources and become life-long learners. Online enrollment is increasing, according to a 2016 report, 3.5 million learners enrolled in an online degree program (Clinefelter & Aslanian, 2016).

Images

Image: man-coffee-smartphone-working-6362.jpg

Image Citation: (Pixabay, 2015)

Activity

Tools

Module created in Adobe Captivate 9

Fonts:

Titles: Source Sans Pro,36pt, Bold
Subtitles: Source Sans Pro, 20pt, Bold
Content: Source Sans Pro, 16pt, Regular
Primary text color: #000000
Emphasis colors: #007CA9, #FFFFFF, 001E6B

Learning Objective

Goal: Identify strategies to support adult online learners.
Objective: Identify three unique attributes of the online learning environment.

Module: 1	Screen ID: Unique	Screen 5 of 23	Date: 06/03/17

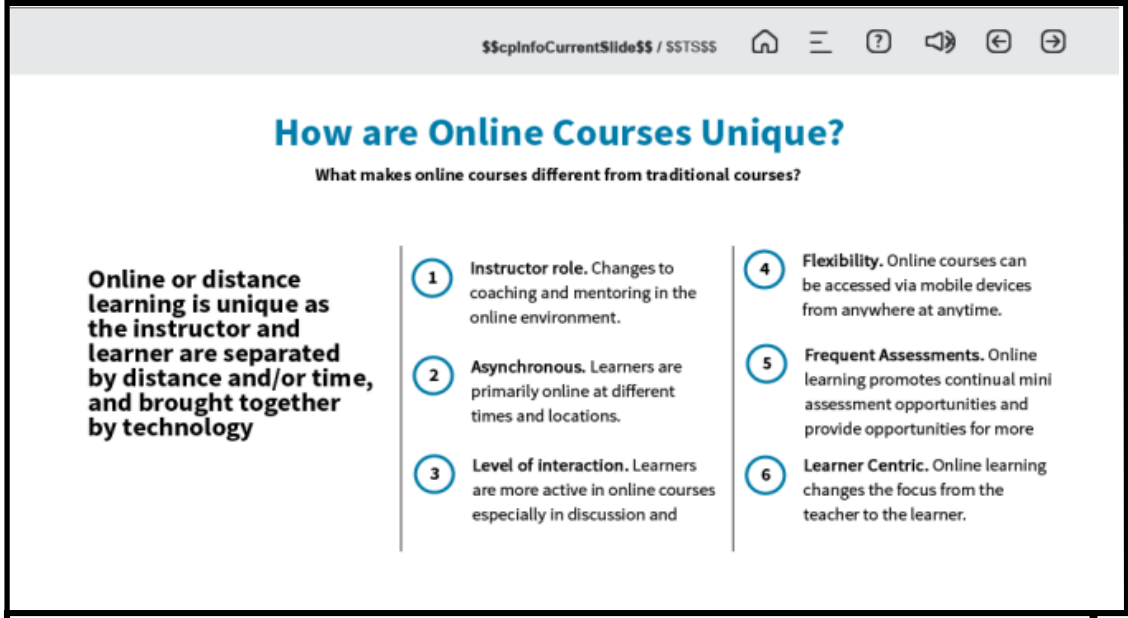

Navigation Information

Navigation buttons on upper right with Next, Back, Sound Level, Home, Help and Menu Buttons.

Media Information

N/A

Text on Screen

Title: How are Online Courses Unique?
Subtitle: What makes online courses different from traditional courses?
Large font: Online or distance learning is unique as the instructor and learner are separated by distance and/or time, and brought together by technology
Bullet Points:

- Instructor role. Changes to coaching and mentoring in the online environment.
- Asynchronous. Learners are primarily online at different times and locations.
- Level of interaction. Learners are more active in online courses especially in discussion and collaboration activities.
- Flexibility. Online courses can be accessed via mobile devices from anywhere at anytime.
- Frequent Assessments. Online learning promotes continual mini assessment opportunities and provide opportunities for more
- Learner Centric. Online learning changes the focus from the teacher to the learner.

Images

None

Activity

Staggered presentation of bullet points (1 second intervals)

Fonts:

Titles: Source Sans Pro,36pt, Bold **Font Color:** #000000, **Emphasis:** #007CA9
Subtitles: Source Sans Pro, 20pt, Bold / Content: Source Sans Pro, 16pt, Regular

Learning Objective

Goal: Identify strategies to support adult online learners.
Objective: Identify three unique attributes of the online learning environment.

Module: 1	Screen ID: Advantage Video	Screen 6 of 23	Date: 06/03/17

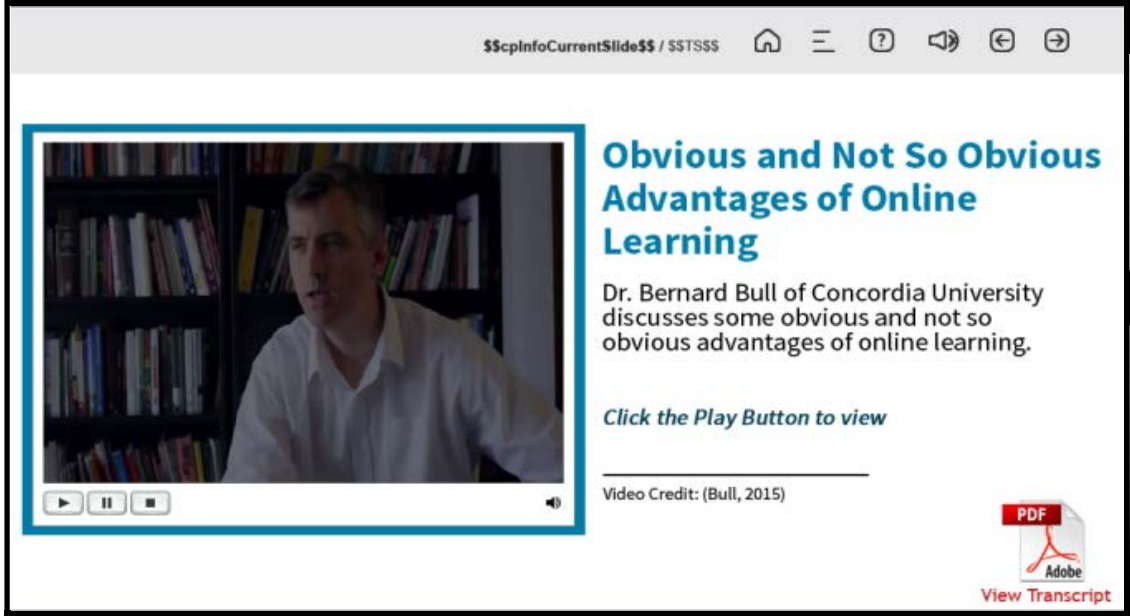

Navigation Information

Navigation buttons on upper right with Next, Back, Sound Level, Home, Help and Menu Buttons.

Media Information

Video: Edited-Obvious and Not So Obvious Advantages of Online Learning.mp4

Video Player Skin: HaloSkin1 for embedded video

Text on Screen

Title: Obvious and Not So Obvious Advantages of Online Learning
Video Description: Dr. Bernard Bull of Concordia University discusses some obvious and not so obvious advantages of online learning.
Instruction: Click the Play Button to view
Video Credit: (Bull, 2015)
Transcript: View Transcript
Video Duration: 03:44

Images

Adobe Reader Icon: Use standard Adobe Reader Icon

Associated Transcript: Video Transcript-Obvious and Not So Obvious.pdf (refer to Transcript Document)

Activity

- Video player
- View Transcript Button

Tools

Module created in Adobe Captivate 9

Fonts:

Titles: Source Sans Pro,36pt, Bold
Subtitles: Source Sans Pro, 20pt, Bold
Content: Source Sans Pro, 16pt, Regular
Primary text color: #000000
Emphasis colors: #007CA9, #FFFFFF, 001E6B

Learning Objective

Goal: Identify strategies to support adult online learners.
Objective: Identify three unique attributes of the online learning environment.

Module: 1	Screen ID : Advantages of Online	Screen 7 of 23	Date: 06/03/17

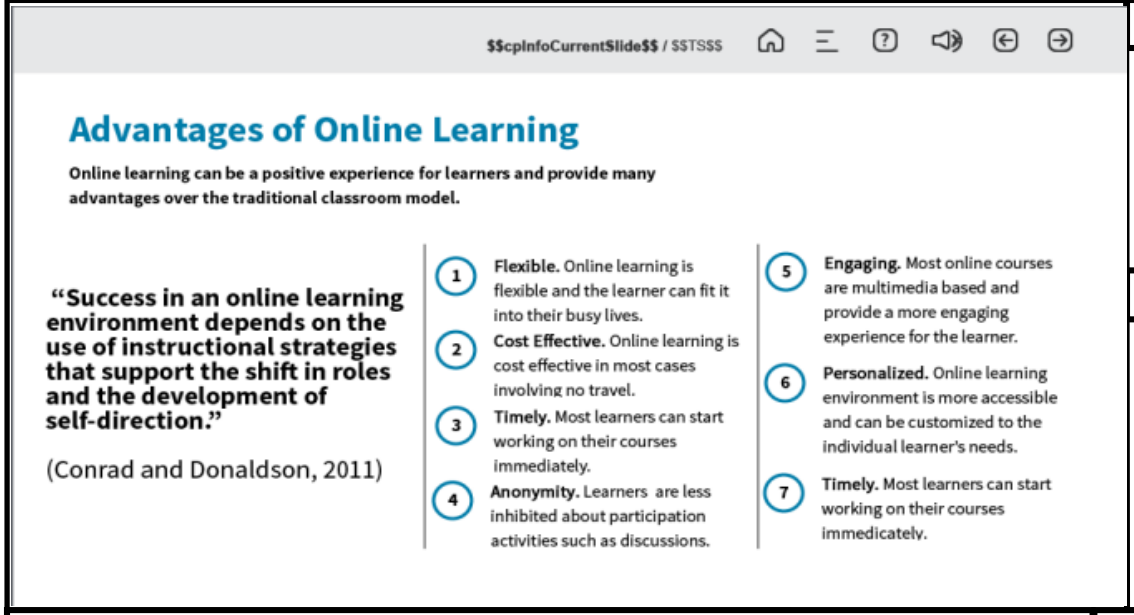

Navigation Information

Navigation buttons on upper right with Next, Back, Sound Level, Home, Help and Menu Buttons.

Media Information

N/A

Text on Screen

Title: Advantages of Online Learning
Subtitle: Online learning can be a positive experience for learners and provide many advantages over the traditional classroom model.
Quote: "Success in an online learning environment depends on the use of instructional strategies that support the shift in roles and the development of self-direction." (Conrad & Donaldson, 2011)
Bullet Points:

- Flexible. Online learning is flexible and the learner can fit it into their busy lives.
- Cost Effective. Online learning is cost effective in most cases involving no travel.
- Timely. Most learners can start working on their courses immediately.
- Anonymity. Learners are less inhibited about participation activities such as discussions.
- Engaging. Most online courses are multimedia based and provide a more engaging experience for the learner.
- Personalized. Online learning environment is more accessible and can be customized to the individual learner's needs.

Images

None

Activity

Staggered presentation of bullet points (1 second intervals)

Fonts:

Titles: Source Sans Pro,36pt, Bold /**Font Color:** #000000, **Emphasis:** #007CA9
Subtitles: Source Sans Pro, 20pt, Bold / Content: Source Sans Pro, 16pt, Regular

Learning Objective

Goal: Identify strategies to support adult online learners.
Objective: Identify three unique attributes of the online learning environment.

Module: 1	Screen ID : Disadvantages of Online	Screen 8 of 23	Date: 06/03/17

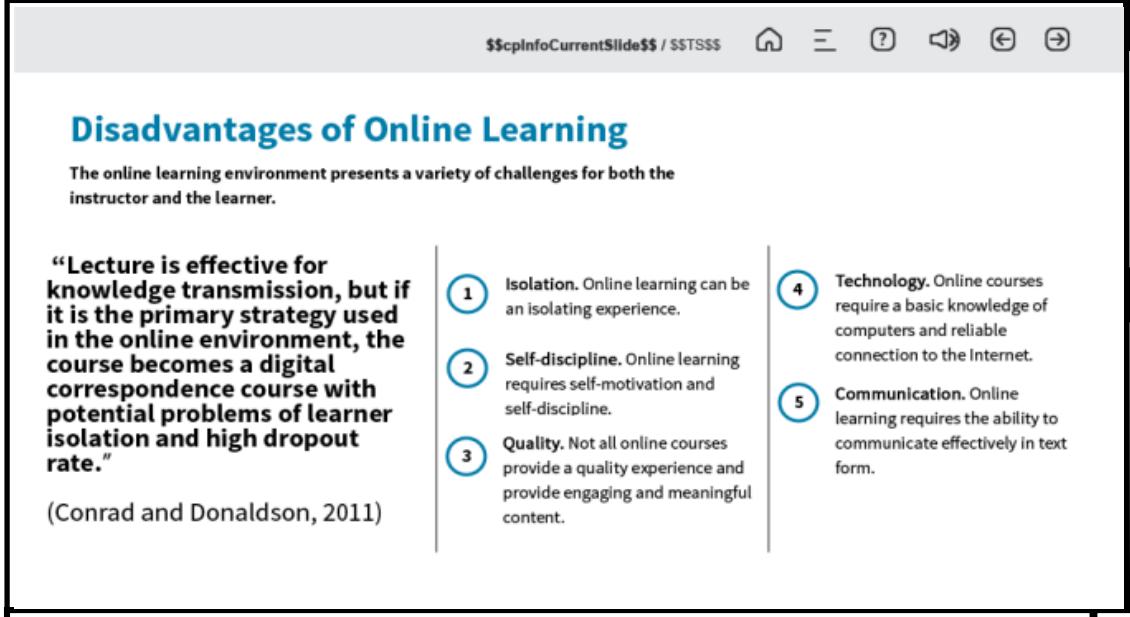

Navigation Information

Navigation buttons on upper right with Next, Back, Sound Level, Home, Help and Menu Buttons.

Media Information

N/A

Text on Screen

Title: Disadvantages of Online Learning
Subtitle: The online learning environment presents a variety of challenges for both the instructor and the learner.
Quote: "Lecture is effective for knowledge transmission, but if it is the primary strategy used in the online environment, the course becomes a digital correspondence course with potential problems of learner isolation and high dropout rate." (Conrad & Donaldson, 2011)
Bullet Points:

- Isolation. Online learning can be an isolating experience.
- Self-discipline. Online learning requires self-motivation and self-discipline.
- Quality. Not all online courses provide a quality experience and provide engaging and meaningful content.
- Technology. Online courses require a basic knowledge of computers and reliable connection to the Internet.
- Communication. Online learning requires the ability to communicate effectively in text form.

Images

None

Activity

Staggered presentation of bullet points (1 second intervals)

Fonts:

Titles: Source Sans Pro,36pt, Bold
Subtitles: Source Sans Pro, 20pt, Bold
Content: Source Sans Pro, 16pt, Regular

Primary Font Color: #000000,
Emphasis: #007CA9

Learning Objective

Goal: Identify strategies to support adult online learners.
Objective: Identify three unique attributes of the online learning environment.

Module: 1	Screen ID: Myths Video	Screen 9 of 23	Date: 06/03/17

Navigation Information

Navigation buttons on upper right with Next, Back, Sound Level, Home, Help and Menu Buttons.

Media Information

Video: Edited-5 Myths about Online Learning.mp4

Video Player Skin: HaloSkin1 for embedded video

Text on Screen

Title: 5 Myths about Online Learning
Video Description: Dr. Bernard Bull of Concordia University explains 5 common myths about online learning.
Instruction: Click the Play Button to view
Video Credit: (Bull, 2015)
Transcript: View Transcript
Video Duration: 04:37

Images

Adobe Reader Icon: Use standard Adobe Reader Icon

Associated Transcript: Video Transcript-5 Myths About Online Learning.pdf (refer to Transcript Document)

Activity

- Video player
- View Transcript Button

Tools

Fonts:
Titles: Source Sans Pro,36pt, Bold
Subtitles: Source Sans Pro, 20pt, Bold
Content: Source Sans Pro, 16pt, Regular
Primary text color: #000000
Emphasis colors: #007CA9, #FFFFFF, 001E6B

Learning Objective

Goal: Identify strategies to support adult online learners.
Objective: Identify three unique attributes of the online learning environment.

Module: 1	Screen ID: Motivating Factors	Screen 10 of 23	Date: 06/03/17

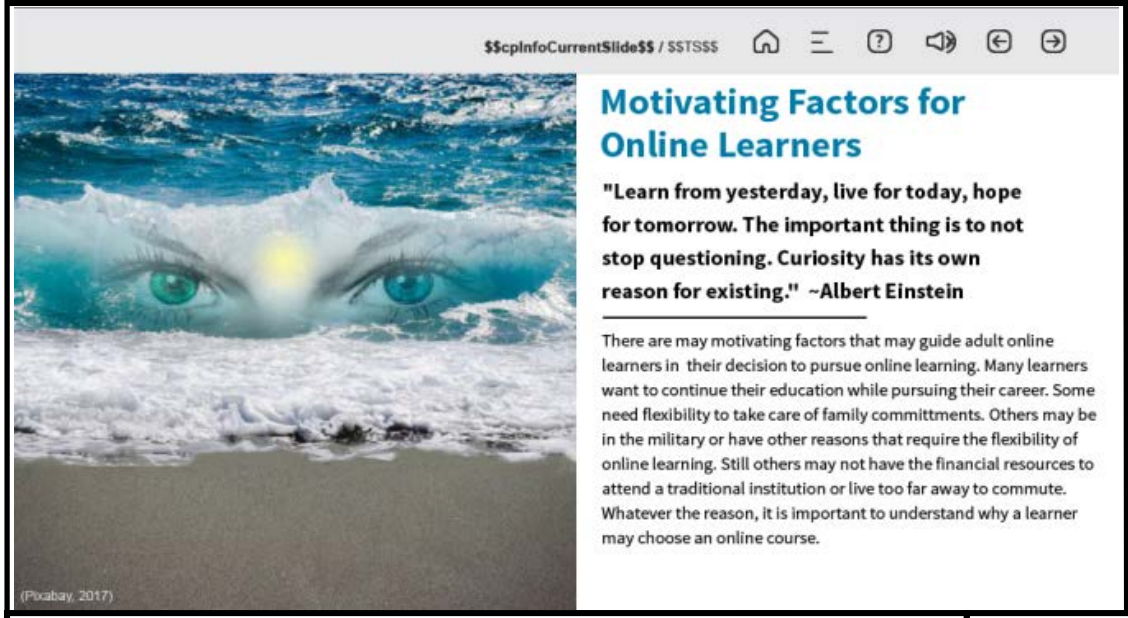

Navigation Information

Navigation buttons on upper right with Next, Back, Sound Level, Home, Help and Menu Buttons.

Media Information

N/A

Text on Screen

Title: Motivating Factors for Online Learners
Quote: "Learn from yesterday, live for today, hope for tomorrow. The important thing is to not stop questioning. Curiosity has its own reason for existing." ~Albert Einstein
Content: There are may motivating factors that may guide adult online learners in their decision to pursue online learning. Many learners want to continue their education while pursuing their career. Some need flexibility to take care of family commitments. Others may be in the military or have other reasons that require the flexibility of online learning. Still others may not have the financial resources to attend a traditional institution or live too far away to commute. Whatever the reason, it is important to understand why a learner may choose an online course.

Images

Image: awareness-2329671_640.jpg

Image Citation: (Pixabay, 2017)

Activity

N/A

Tools

Module created in Adobe Captivate 9

Fonts:
Titles: Source Sans Pro,36pt, Bold
Subtitles: Source Sans Pro, 20pt, Bold
Content: Source Sans Pro, 16pt, Regular
Primary text color: #000000
Emphasis colors: #007CA9, #FFFFFF, 001E6B

Learning Objective

Goal: Identify strategies to support adult online learners.
Objective: Explain possible motivating factors for adult learners.

Module: 1	Screen ID: Learner Characteristics	Screen 11 of 23	Date: 06/03/17

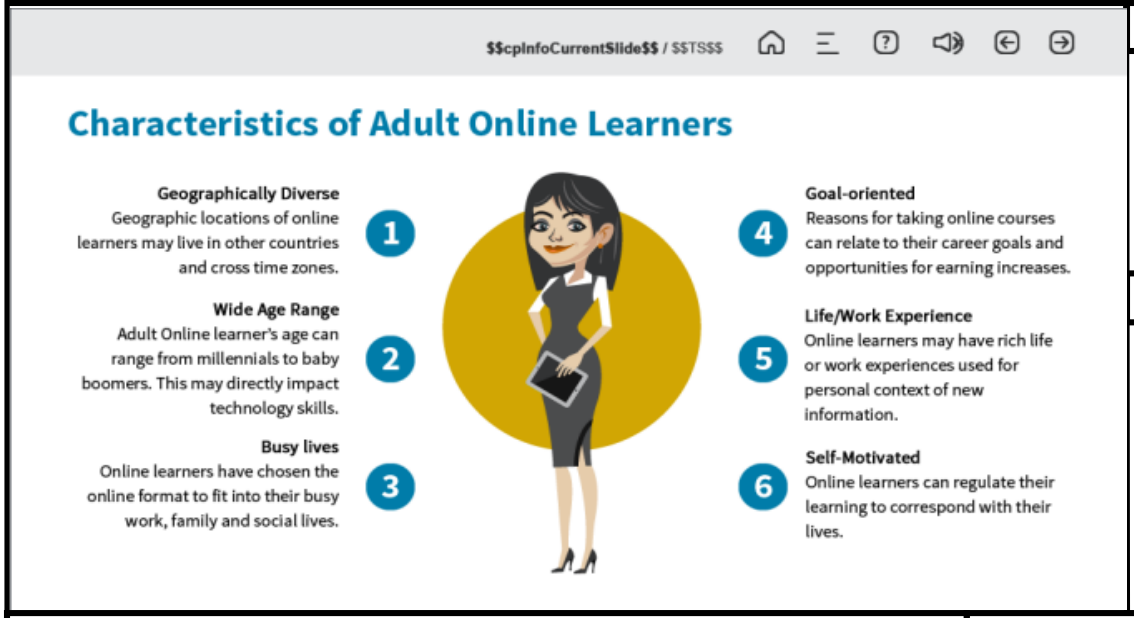

Navigation Information

Navigation buttons on upper right with Next, Back, Sound Level, Home, Help and Menu Buttons.

Media Information

Text on Screen

Title: Characteristics of Adult Online Learners
Bullet Points:

- Geographically Diverse. Geographic locations of online learners may live in other countries and cross time zones
- Wide Age Range. Adult Online learner's age can range from millennials to baby boomers. This may directly impact technology skills.
- Busy lives. Online learners have chosen the online format to fit into their busy work, family and social lives.
- Goal-oriented. Reasons for taking online courses can relate to their career goals and opportunities for earning increases.
- Life/Work Experience. Online learners may have rich life or work experiences used for personal context of new information.
- Self-Motivated. Online learners can regulate their learning to correspond with their lives.

Images

Use image Included in Captivate Template

Activity

Staggered presentation of bullet points (1 second intervals)

Tools

Module created in Adobe Captivate 9

Fonts:

Titles: Source Sans Pro,36pt, Bold
Subtitles: Source Sans Pro, 20pt, Bold
Content: Source Sans Pro, 16pt, Regular
Primary text color: #000000
Emphasis colors: #007CA9, #FFFFFF, 001E6B

Learning Objective

Goal: Identify strategies to support adult online learners.
Objective: Explain possible motivating factors for adult learners.

Module: 1	Screen ID: Video Traits	Screen 12 of 23	Date: 06/03/17

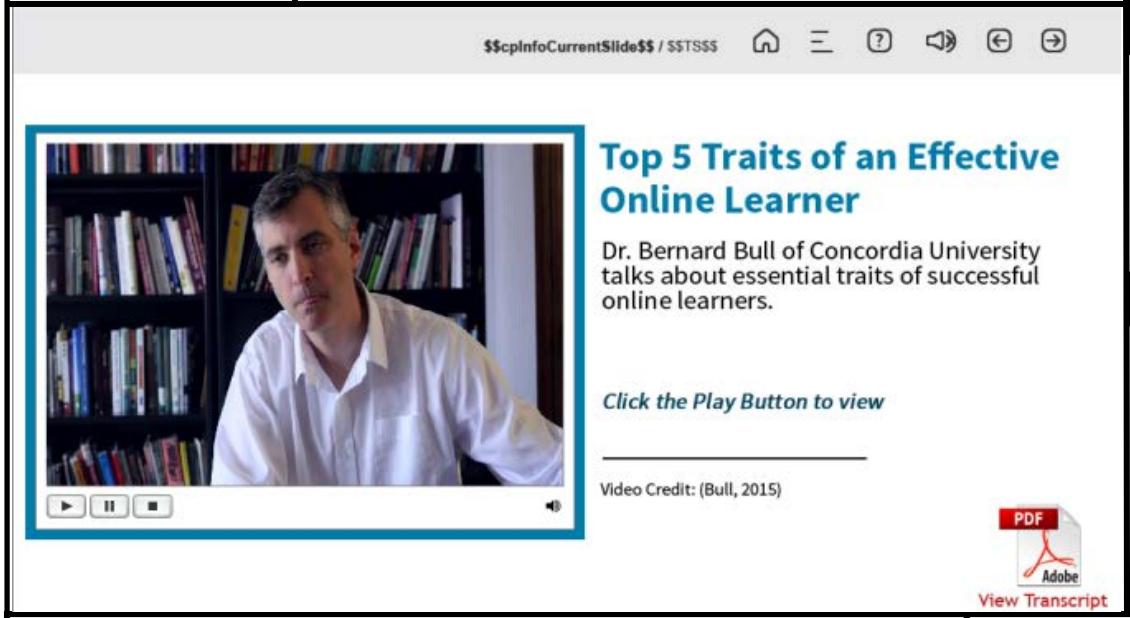

Navigation Information

Navigation buttons on upper right with Next, Back, Sound Level, Home, Help and Menu Buttons.

Media Information

Video: Top 5 Traits of an Effective Online Learner.mp4

Video Player Skin: HaloSkin1 for embedded video

Text on Screen

Title: Top 5 Traits of an Effective Online Learner
Video Description: Dr. Bernard Bull of Concordia University talks about essential traits of successful online learners.
Instruction: Click the Play Button to view
Video Credit: (Bull, 2015)
Transcript: View Transcript
Video Duration: 05:27

Images

Adobe Reader Icon: Use standard Adobe Reader Icon

Associated Transcript: Video Transcript-Top 5 Traits of an Effective Online Learner.pdf (refer to Transcript Document)

Activity

- Video player
- View Transcript Button

Tools

Module created in Adobe Captivate 9

Fonts:

Titles: Source Sans Pro,36pt, Bold
Subtitles: Source Sans Pro, 20pt, Bold
Content: Source Sans Pro, 16pt, Regular
Primary text color: #000000
Emphasis colors: #007CA9, #FFFFFF, 001E6B

Learning Objective

Goal: Identify strategies to support adult online learners.
Objective: Identify characteristics of the successful adult online learner

Module: 1	Screen ID: Success Traits	Screen 13 of 23	Date: 06/03/17

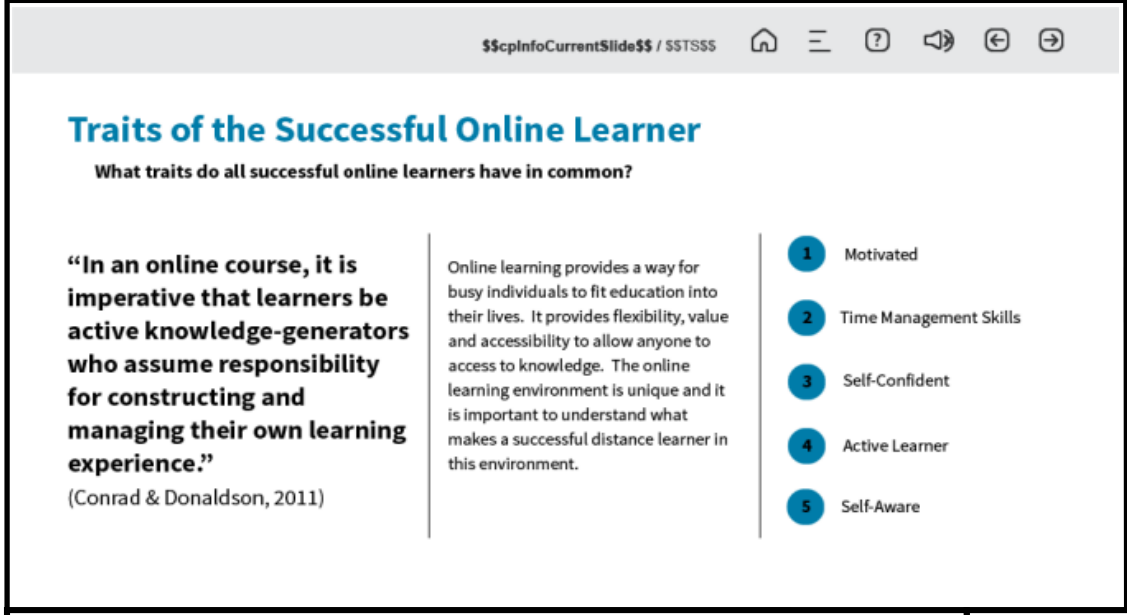

Navigation Information

Navigation buttons on upper right with Next, Back, Sound Level, Home, Help and Menu Buttons.

Media Information

Text on Screen

Title: Traits of the Successful Online Learner
Subtitle: What traits do all successful online learners have in common?
Quote: "In an online course, it is imperative that learners be active knowledge-generators who assume responsibility for constructing and managing their own learning experience." (Conrad & Donaldson, 2011)
Content: Online learning provides a way for busy individuals to fit education into their lives. It provides flexibility, value and accessibility to allow anyone to access to knowledge. The online learning environment is unique and it is important to understand what makes a successful distance learner in this environment.
Bullet Points:
Motivated, Time Management Skills, Self-Confident, Active Learner, Self-Aware

Images

None

Activity

Staggered presentation of bullet points (1 second intervals)

Tools

Module created in Adobe Captivate 9

Fonts:

Titles: Source Sans Pro,36pt, Bold/**Font Color:** #000000, **Emphasis:** #007CA9
Subtitles: Source Sans Pro, 20pt, Bold/**Content:** Source Sans Pro, 16pt, Reg

Learning Objective

Goal: Identify strategies to support adult online learners.
Objective: Identify characteristics of the successful adult online learner

Module: 1	Screen ID: Successful Learner	Screen 14 of 23	Date: 06/03/17

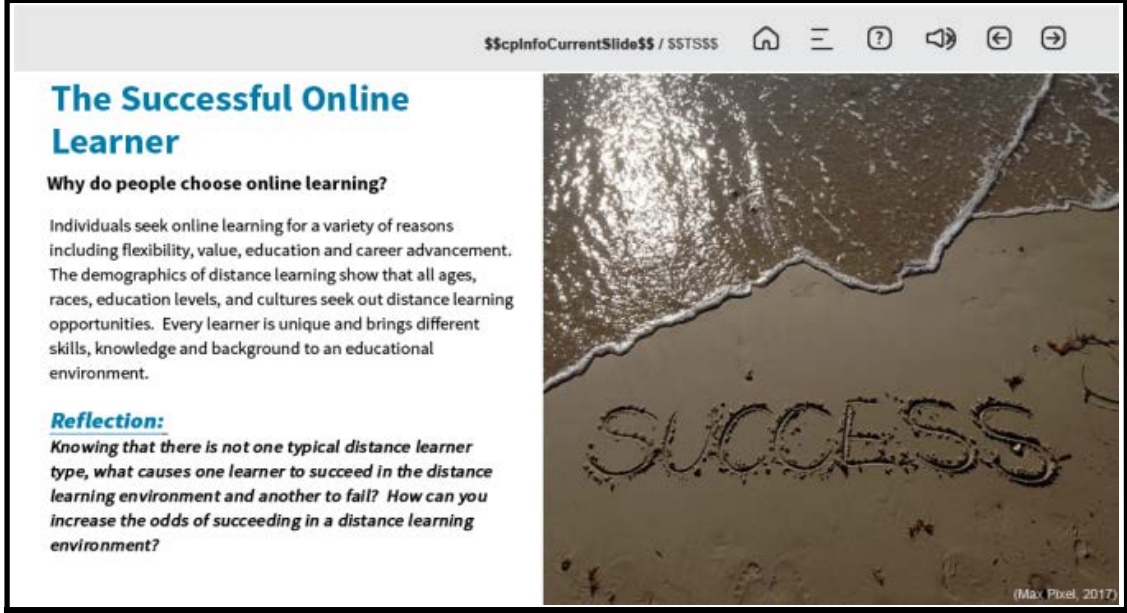

Navigation Information

Navigation buttons on upper right with Next, Back, Sound Level, Home, Help and Menu Buttons.

Media Information

N/A

Text on Screen

Title: The Successful Online Learner
Subtitle: Why do people choose online learning?
Content: Individuals seek online learning for a variety of reasons including flexibility, value, education and career advancement. The demographics of distance learning show that all ages, races, education levels, and cultures seek out distance learning opportunities. Every learner is unique and brings different skills, knowledge and background to an educational environment.
Reflection: Knowing that there is not one typical distance learner type, what causes one learner to succeed in the distance learning environment and another to fail? How can you increase the odds of succeeding in a distance learning environment?

Images

Image: Sand-Success.jpg

Image Citation: (Max Pixel, 2017)

Activity

Reflection Questions

Tools

Module created in Adobe Captivate 9

Fonts:

Titles: Source Sans Pro,36pt, Bold
Subtitles: Source Sans Pro, 20pt, Bold
Content: Source Sans Pro, 16pt, Regular
Primary text color: #000000
Emphasis colors: #007CA9, #FFFFFF, 001E6B

Learning Objective

Goal: Identify strategies to support adult online learners.
Objective: Identify characteristics of the successful adult online learner

Module: 1	Screen ID: Strategy Discussion	Screen 15 of 23	Date: 06/03/17

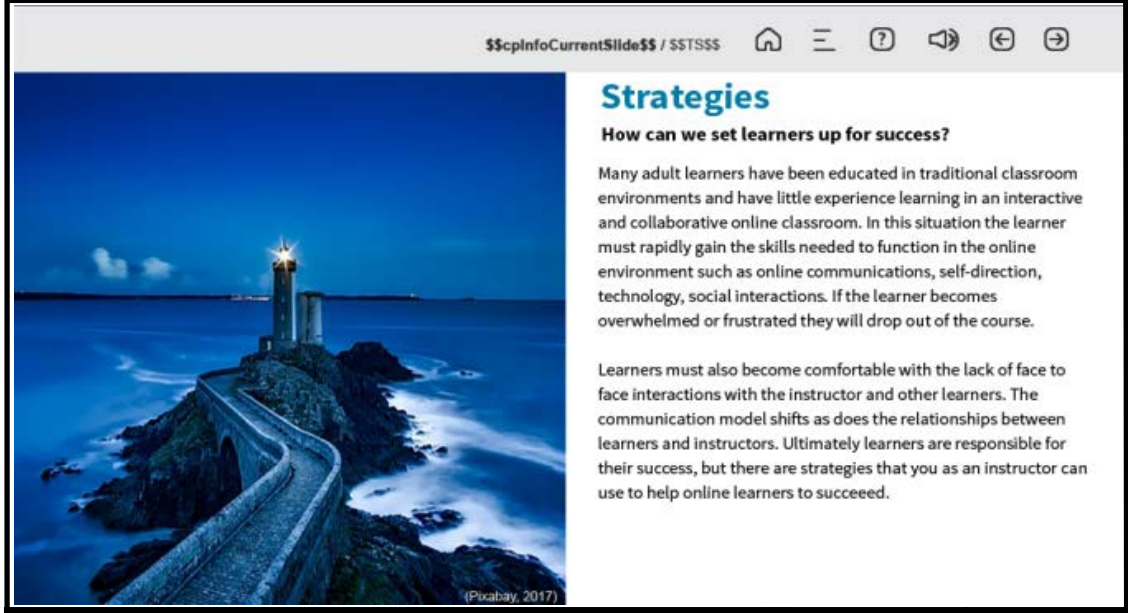

Navigation Information

Navigation buttons on upper right with Next, Back, Sound Level, Home, Help and Menu Buttons.

Media Information

N/A

Text on Screen

Title: Strategies
Subtitle: How can we set learners up for success?
Content: Many adult learners have been educated in traditional classroom environments and have little experience learning in an interactive and collaborative online classroom. In this situation the learner must rapidly gain the skills needed to function in the online environment such as online communications, self-direction, technology, social interactions. If the learner becomes overwhelmed or frustrated they will drop out of the course.

Learners must also become comfortable with the lack of face to face interactions with the instructor and other learners. The communication model shifts as does the relationships between learners and instructors. Ultimately learners are responsible for their success, but there are strategies that you as an instructor can use to help online learners to succeed.

Images

Image: lighthouse.png

Image Citation: (Pixabay, 2017)

Activity

Tools

Module created in Adobe Captivate 9

Fonts:
Titles: Source Sans Pro,36pt, Bold
Subtitles: Source Sans Pro, 20pt, Bold
Content: Source Sans Pro, 16pt, Regular
Primary text color: #000000
Emphasis colors: #007CA9, #FFFFFF, 001E6B

Learning Objective

Goal: Identify strategies to support adult online learners.
Objective: Develop strategies to support online learner success

Module: 1	Screen ID : Strategies	Screen 16 of 23	Date: 06/03/17

$$cpInfoCurrentSlide$$ / $$TSSS

Strategies

By implementing these strategies you can provide assistance to online learners as they transition to the online learning environment.

1. Send a welcome email the week before class starts to learners to set the tone.
2. Offer an orientation that shows learners how to navigate the Blackboard environment.
3. Clearly post your instructor contact information and office hours using a positive tone.
4. Provide a information and/or a video on how to succeed as an online learner.
5. Provide clear structure in your Syllabus, course schedule, learning objectives, and grading policy.
6. Post links to the Technology Helpdesk. Define the technology tools that will be used along with links to tutorials.
7. Provide links to accessibility services and encourage learners to communicate potential accessibility concerns with you via email.
8. Reach out to learners by email or phone if they do not participate during the first week.

Navigation Information

Navigation buttons on upper right with Next, Back, Sound Level, Home, Help and Menu Buttons.

Media Information

N/A

Text on Screen

Title: Strategies
Subtitle: By implementing these strategies you can provide assistance to online learners as they transition to the online learning environment.
Bullet Points:
1.Send a welcome email the week before class starts to learners to set the tone.
2.Offer an orientation that shows learners how to navigate the Blackboard environment.
3.Clearly post your instructor contact information and office hours using a positive tone.
4.Provide a information and/or a video on how to succeed as an online learner.
5.Provide clear structure in your Syllabus, course schedule, learning objectives, and grading policy.
6.Post links to the Technology Helpdesk. Define the technology tools that will be used along with links to tutorials.
7.Provide links to accessibility services and encourage learners to communicate potential accessibility concerns with you via email.
8.Reach out to learners by email or phone if they do not participate during the first week.

Fonts: Titles: Source Sans Pro,36pt, Bold
Subtitles: Source Sans Pro, 20pt, Bold/Content: Source Sans Pro, 16pt, Regular

Images

None

Activity

Staggered presentation of bullet points (1 second intervals)

Learning Objective

Goal: Identify strategies to support adult online learners.

Objective: Develop strategies to support online learner success

Module: 1	Screen ID: Tips and Tools	Screen 17 of 23	Date: 06/03/17

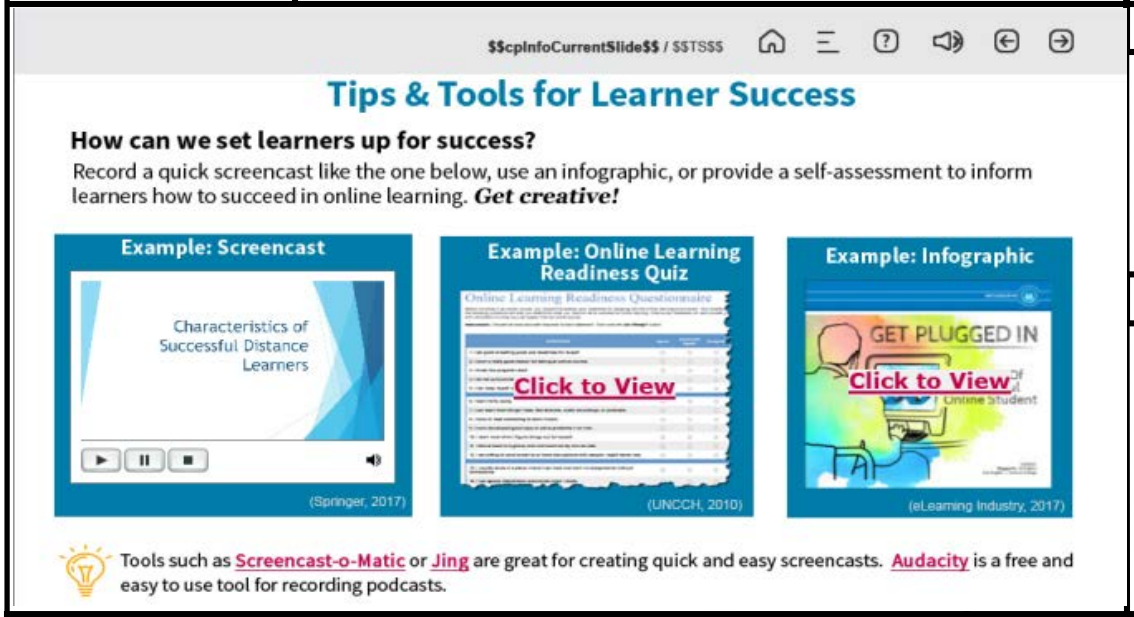

Navigation Information

Navigation buttons on upper right with Next, Back, Sound Level, Home, Help and Menu Buttons.

Media Information

Screencast: Distance Learning Success.mp4
Hyperlinks:
http://www.unc.edu/tlim/ser/
http://elearninginfographics.com/successful-online-student-attributes-infographic/

Text on Screen

Title: Tips & Tools for Learner Success
Subtitle: How can we set learners up for success?
Content: Record a quick screencast like the one below, use an infographic, or provide a self-assessment to inform learners how to succeed in online learning. Get creative!
Tool Tip: Tools such as Screencast-o-Matic or Jing are great for creating quick and easy screencasts. Audacity is a free and easy to use tool for recording podcasts. (use Lightbulb image as button)

Images

Image: ImageQuizt.png
Image Citation: (UNCCH, 2010)
Image: Infographic.jpg
Image Citation: (eLearning Industry, 2017)
Image: light-bulb-2-xxl.png
Image Citation: (Creative Commons, 2017)

Activity

- Exploration through hyperlinks
- Hotspot Reveal: Click to display tips

Tools

Module created in Adobe Captivate 9

Fonts:

Titles: Source Sans Pro,36pt, Bold
Subtitles: Source Sans Pro, 20pt, Bold
Content: Source Sans Pro, 16pt, Regular
Primary text color: #000000
Emphasis colors: #007CA9, #FFFFFF, 001E6B

Learning Objective

Goal: Identify strategies to support adult online learners.
Objective: Develop strategies to support online learner success

Module: 1	Screen ID: References 1	Screen 18 of 23	Date: 06/03/17

$$cpInfoCurrentSlide$$ / $$TSSS

References

Bull, B. (2015). 5 Myths about Online Learning. YouTube. Retrieved 29 May 2017, from https://www.youtube.com/watch?v=6TY_tTLrqCE&t=15s.

Bull, B. (2015). Obvious and Not So Obvious Advantages of Online Learning. YouTube. Retrieved 2 June 2017, from https://www.youtube.com/watch?v=sSacMeEwKE8.

Bull, B. (2015). Top 5 Traits of an Effective Online Learner. YouTube. Retrieved 2 June 2017, from https://www.youtube.com/watch?v=gnK8-14M7_Q.

Clinefelter, D. L. & Aslanian, C. B., (2016). Online college students 2016: Comprehensive data on demands and preferences. Louisville, KY: The Learning House, Inc.

Conrad, R., & Donaldson, J. A. (2011). Engaging the online learner: Activities and resources for creative instruction (Updated ed.). San Francisco, CA: Jossey-Bass.

eLearning Industry. (2017). 10 Attributes of a Successful Online Student Infographic - e-Learning Infographics. e-Learning Infographics. Retrieved 2 June 2017, from http://elearninginfographics.com/successful-online-student-attributes-infographic/.

Free Image on Pixabay - Awareness, Think, Thoughts, Dreams. (2017). Pixabay.com. Retrieved 2 June 2017, from https://pixabay.com/en/awareness-think-thoughts-dreams-2329671/.

Navigation Information

Navigation buttons on upper right with Next, Back, Sound Level, Home, Help and Menu Buttons.

Media Information

N/A

Text on Screen

Title: References
Content: Refer to Reference Sheet for Module 1 (Maximum 7 references per screen)

Images

None

Activity

Hyperlinks where appropriate to references

Tools

Module created in Adobe Captivate 9

Fonts:

Titles: Source Sans Pro,36pt, Bold
Subtitles: Source Sans Pro, 20pt, Bold
Content: Source Sans Pro, 16pt, Regular
Primary text color: #000000
Emphasis colors: #007CA9, #FFFFFF, 001E6B

Learning Objective

References

Module: 1	Screen ID: References 2	Screen 19 of 23	Date: 06/03/17

$$cpInfoCurrentSlide$$ / $$TS$$

References (continued)

Free Image on Pixabay - Entrepreneur, Start, Start Up. (2017). Pixabay.com. Retrieved 2 June 2017, from https://pixabay.com/en/entrepreneur-start-start-up-career-2275739/.

Free Image on Pixabay - Footpath, Pathway, Rural, Green. (2015). Pixabay.com. Retrieved 2 June 2017, from https://pixabay.com/en/footpath-pathway-rural-green-road-691021/.

Free Image on Pixabay - Lifebelt, Lifesaver, Boat, Help. (2013). Pixabay.com. Retrieved 2 June 2017, from https://pixabay.com/en/lifebelt-lifesaver-boat-help-160144/.

Free Image on Pixabay - Plouzane, France, Lighthouse. (2017). Pixabay.com. Retrieved 2 June 2017, from https://pixabay.com/en/plouzane-france-lighthouse-landmark-1758197/.

Free Image on Pixabay - Technology, Digital, Digital Tablet. (2015). Pixabay.com. Retrieved 2 June 2017, from https://pixabay.com/en/technology-digital-digital-tablet-792175/.

Free Image on Pixabay - Water, Sea, La Palma, Atlantic. (2016). Pixabay.com. Retrieved 2 June 2017, from https://pixabay.com/en/water-sea-la-palma-atlantic-ocean-1555170/.

Free photo Letter Words Sand Success Beach Writing Sea - Max Pixel. (2017). Maxpixel.freegreatpicture.com. Retrieved 2 June 2017, from http://maxpixel.freegreatpicture.com/Lettes-Words-Sand-Success-Beach-Writing-Sea-1909823.

Navigation Information

Navigation buttons on upper right with Next, Back, Sound Level, Home, Help and Menu Buttons.

Media Information

N/A

Text on Screen

Title: References
Content: Refer to Reference Sheet for Module 1 (Maximum 7 references per screen)

Images

None

Activity

Hyperlinks where appropriate to references

Tools

Module created in Adobe Captivate 9

Fonts:

Titles: Source Sans Pro,36pt, Bold
Subtitles: Source Sans Pro, 20pt, Bold
Content: Source Sans Pro, 16pt, Regular
Primary text color: #000000
Emphasis colors: #007CA9, #FFFFFF, 001E6B

Learning Objective

References

Module: 1	Screen ID: References 3	Screen 20 of 23	Date: 06/03/17

$$cpInfoCurrentSlide$$ / $$TSS$$

References (continued)

Grabowska, K. (2015). Man drinking coffee and using digital tablet. Pexels.com. Retrieved 28 May 2017, from https://www.pexels.com/photo/man-drinking-coffee-and-using-digital-tablet-6362/.

UNCCH. (2010). Online Learning Readiness Student Self-Assessment. Unc.edu. Retrieved 2 June 2017, from http://www.unc.edu/tlim/ser/.

Navigation Information

Navigation buttons on upper right with Next, Back, Sound Level, Home, Help and Menu Buttons.

Media Information

N/A

Text on Screen

Title: References
Content: Refer to Reference Sheet for Module 1 (Maximum 7 references per screen)

Images

None

Activity

Hyperlinks where appropriate to references

Tools

Module created in Adobe Captivate 9

Fonts:

Titles: Source Sans Pro,36pt, Bold
Subtitles: Source Sans Pro, 20pt, Bold
Content: Source Sans Pro, 16pt, Regular
Primary text color: #000000
Emphasis colors: #007CA9, #FFFFFF, 001E6B

Learning Objective

References

Module: 1	Screen ID: Exit Screen	Screen 21 of 23	Date: 06/03/17

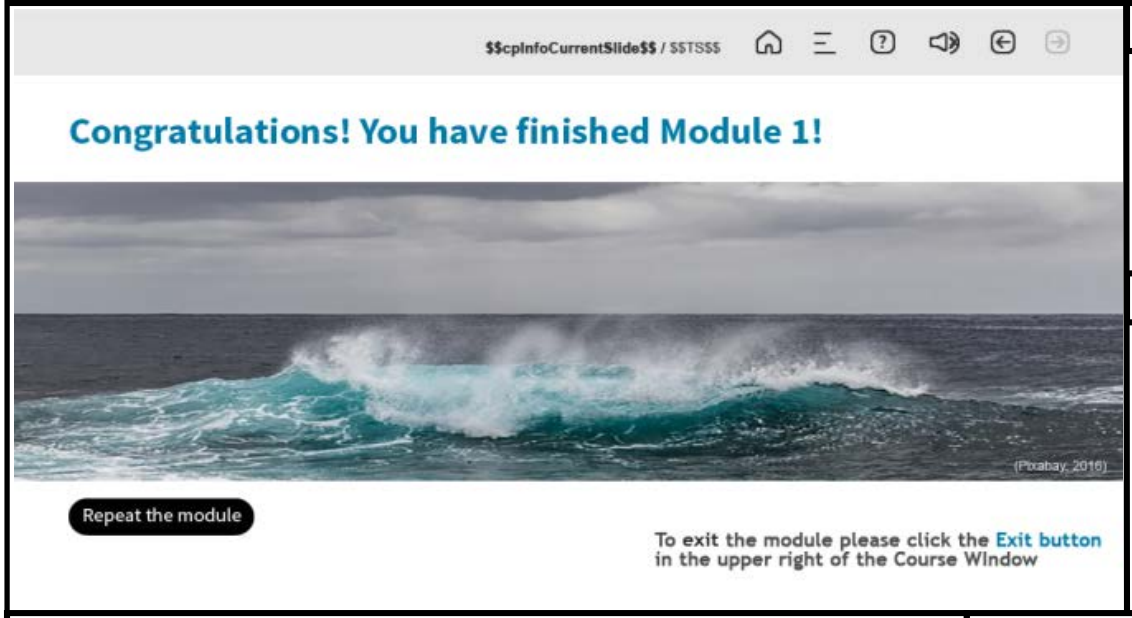

Navigation Information

Navigation buttons on upper right with Next, Back, Sound Level, Home, Help and Menu Buttons

Repeat the Module Button: Go to title page

Media Information

N/A

Text on Screen

Title: Congratulations! You have finished Module 1!
Instructions: To exit the module please click the Exit button in the upper right of the Course Window

Images

Image: ocean.png

Image Citation: (Pixabay, 2016)

Activity

Tools

Module created in Adobe Captivate 9

Fonts:

Titles: Source Sans Pro,36pt, Bold
Subtitles: Source Sans Pro, 20pt, Bold
Content: Source Sans Pro, 16pt, Regular
Primary text color: #000000
Emphasis colors: #007CA9, #FFFFFF, 001E6B

Learning Objective

Course Navigation

Module: 1	Screen ID: Menu	Screen 22 of 23	Date: 06/03/17

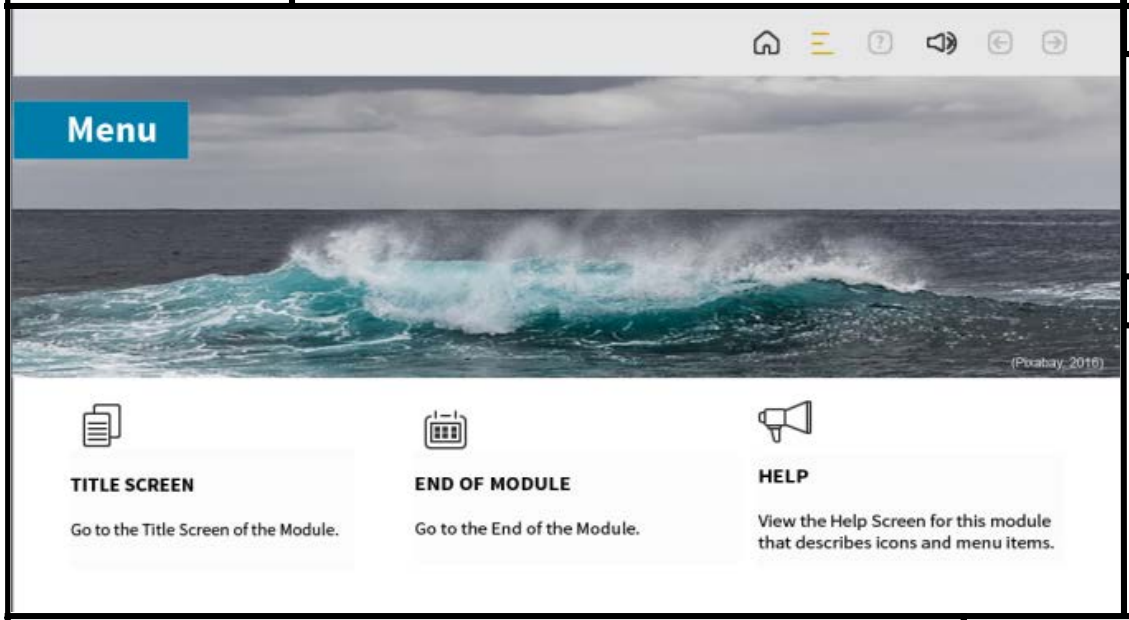

Navigation Information

Navigation buttons on upper right with Next, Back, Sound Level, Home, Help and Menu Buttons.
Title Screen: Go to Module Start Screen
End of Module: Go to end of Module
Help: Go to Help Screen

Media Information

N/A

Text on Screen

Title: Menu

Images

Image: ocean.png

Image Citation: (Pixabay, 2016)

Default buttons from AML Template for the Menu

Activity

Buttons to go to other parts of Module 1 (see navigation area)

Tools

Module created in Adobe Captivate 9

Fonts:
Titles: Source Sans Pro,36pt, Bold
Subtitles: Source Sans Pro, 20pt, Bold
Content: Source Sans Pro, 16pt, Regular
Primary text color: #000000
Emphasis colors: #007CA9, #FFFFFF, 001E6B

Learning Objective

Course Navigation